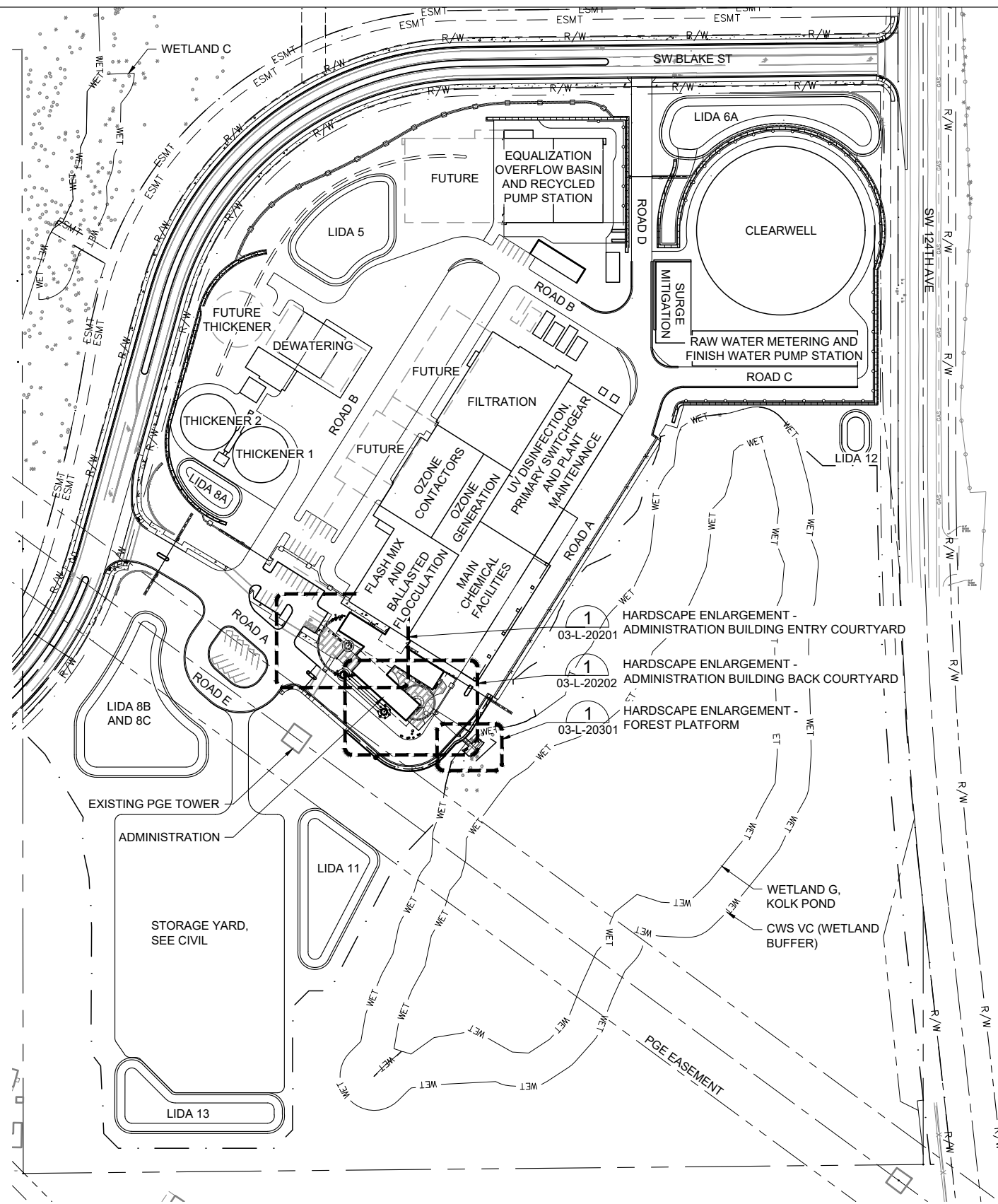
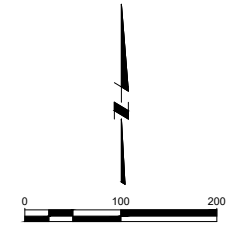


FOR LAND USE PERMITTING (EXHIBIT B)



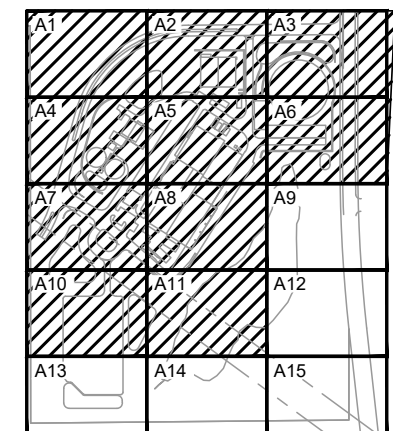
LANDSCAPE GENERAL NOTES:

- ALL WORK PERFORMED IN CONNECTION WITH THE CONTRACT DOCUMENTS, INCLUDING MATERIALS FURNISHED, WORKMANSHIP, AND MEANS AND METHODS OF CONSTRUCTION SHALL CONFORM TO THE LATEST STANDARDS, PRACTICES AND REQUIREMENTS OF THE APPLICABLE FEDERAL, STATE AND LOCAL AUTHORITIES.
- IT SHALL BE THE RESPONSIBILITY OF THE CONTRACTOR TO VERIFY ALL UTILITY LOCATIONS, DEPTHS AND ELEVATIONS PRIOR TO CONSTRUCTION AND ARRANGE FOR THE RELOCATION OF ANY IN CONFLICT WITH ALL CONSTRUCTION ACTIVITIES. THE LOCATIONS AND IDENTIFICATION OF UTILITIES WITHIN THIS DOCUMENT IS FOR INFORMATION ONLY AND IS NOT GUARANTEED TO BE ACCURATE. ANY DISCREPANCIES BETWEEN SURVEY INFORMATION AND FIELD CONDITIONS SHALL BE BROUGHT TO THE ATTENTION OF THE OWNER'S REPRESENTATIVE IMMEDIATELY.
- IT SHALL BE UNDERSTOOD THAT THE IMPROVEMENTS SHOWN IN THE DRAWINGS AND SPECIFICATIONS ARE MEANT TO COMPLY WITH ALL APPLICABLE CODES AND ORDINANCES. DESIGN CHANGES, CONFLICTS, OR ISSUES THAT ARISE THAT WOULD CONTRADICT RELEVANT CODES AND ORDINANCES SHALL BE BROUGHT TO THE ATTENTION OF THE OWNER'S REPRESENTATIVE IMMEDIATELY.
- CONTRACTOR TO COMPLY WITH OREGON LAW REQUIRING ADHERENCE TO THE RULES ADOPTED BY THE OREGON UTILITY NOTIFICATION CENTER. THE CONTRACTOR MUST NOTIFY THE OREGON UTILITY NOTIFICATION CENTER AT LEAST 2 BUSINESS DAYS, BUT NOT MORE THAN 10 BUSINESS DAYS, BEFORE COMMENCING AN EXCAVATION. THOSE RULES ARE SET FORTH IN OAR 952-001-0010 THROUGH OAR 952-001-0090 AND ORS 757.541 TO 757.57. PHONE CONTACT FOR THE OREGON UTILITY NOTIFICATION CENTER IS 1-800-332-2344 (or 811).
- CONTRACTOR TO REPAIR AT OWN EXPENSE FOR ANY DAMAGE DONE TO UTILITY SYSTEMS, SURFACE PAVEMENTS, SITE FEATURES, AND STRUCTURES, WHETHER INSIDE OR OUTSIDE OF THE PROJECT LIMITS, THAT ARE NOT DIRECTLY INDICATED TO BE REMOVED OR RELOCATED AS PART OF THE PROJECT CONSTRUCTION.
- CONTRACTOR SHALL BE RESPONSIBLE FOR ALL QUANTITIES SHOWN IN THE DRAWINGS OR SPECIFICATIONS. ANY QUANTITIES PROVIDED ARE FOR CONVENIENCE ONLY. OWNER'S REPRESENTATIVE TO BE NOTIFIED IMMEDIATELY OF ANY DISCREPANCIES.
- UPON PROJECT COMPLETION, THE PROJECT AREA AND ADJACENT SPACES SHALL BE FREE AND CLEAR OF ALL CONSTRUCTION MATERIALS, WASTE AND DEBRIS. CONTRACTOR TO REMOVE AND PROPERLY DISPOSE OF ALL MATERIALS AS INDICATED IN THE PROJECT CONTRACT DOCUMENTS AND MUST MEET ALL APPLICABLE REGULATIONS OVERSEEING WASTE DISPOSAL.



HALF-STREET FRONTAGE AND RIGHT-OF-WAY (ROW) IMPROVEMENTS FOR SW 124TH AVE ARE STILL BEING COORDINATED AMONGST STAKEHOLDERS INCLUDING THE CITY AND COUNTY. THEREFORE, IMPROVEMENTS ARE NOT YET SHOWN BUT WILL BE SHOWN ON FUTURE VERSIONS OF THIS DRAWING

KEY MAP



90% DESIGN - NOT FOR CONSTRUCTION

GATE TABLE		
GATE ID	TYPE	CLEAR OPENING WIDTH
1A	CANTILEVER SLIDING GATE	25'-0"
1B	CANTILEVER SLIDING GATE	24'-6"
2	CANTILEVER SLIDING GATE	33'-0"
3A	CANTILEVER SLIDING GATE	23'-6"
3B	CANTILEVER SLIDING GATE	31'-0"
4	CANTILEVER SLIDING GATE	32'-0"
5	PERSON GATE (DECORATIVE)	4'-0"
6	PERSON GATE (DECORATIVE)	5'-0"
7	PERSON GATE (CHAINLINK)	4'-0"
8	PERSON GATE (DECORATIVE)	3'-0"

SHEET B-046: HARDSCAPE OVERALL PLAN

OVERALL PLAN
SCALE: 1" = 100'-0"

DSGN	A HOLDER						
DR	R TENDICK						
CHK	D WALTERS						
APVD	M FAHA	NO.	DATE	REVISION	BY	APVD	

VERIFY SCALE
BAR IS ONE INCH ON ORIGINAL DRAWING.
IF NOT ONE INCH ON THIS SHEET, ADJUST SCALES ACCORDINGLY.

GREENWORKS
GreenWorks, P.C.
Landscape Architecture
Environmental Design
24 NW 2nd Avenue, Suite 100
Portland, Oregon 97209
PH: 503.222.5810 / F: 503.222.2283
Email: info@greenworkspc.com



Willamette Water Supply
Our Reliable Water
WILLAMETTE WATER SUPPLY PROGRAM
WATER TREATMENT PLANT_1.0

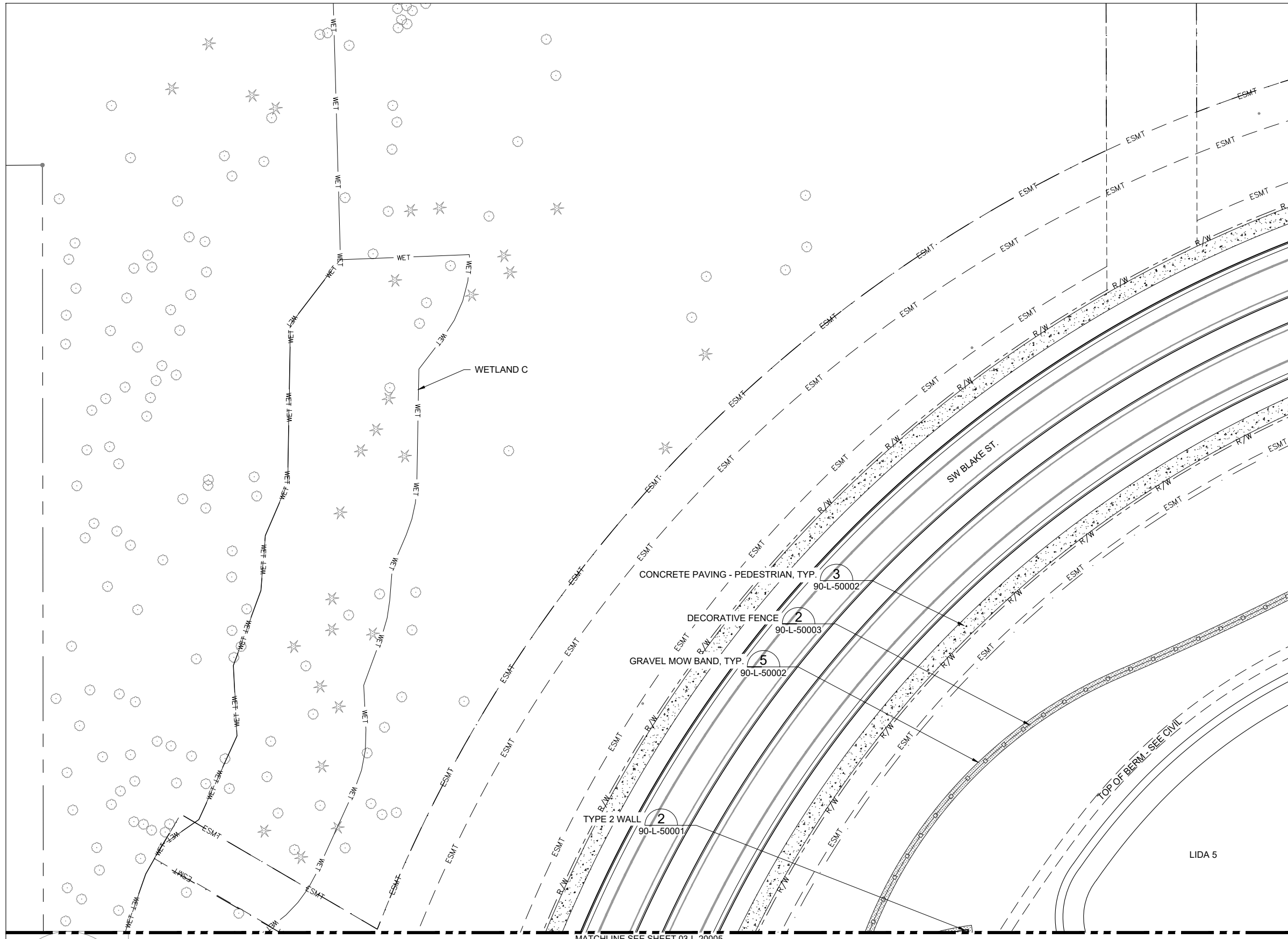
CDM Smith
1220 SW Morrison Street, Suite 200
Portland, OR 97205
Tel: (503) 232-1800

SITE
LANDSCAPE ARCHITECTURE
HARDSCAPE & MATERIALS
OVERALL PLAN

SHEET	
DWG #	03-L-20001
DATE	AUG 2020
PROJ	WTP_1.0

PLOT DATE AND TIME: 8/21/2020 1:10 PM

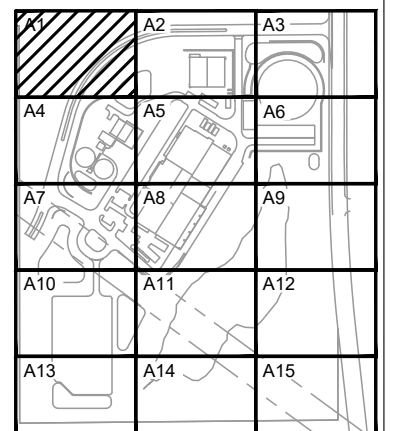
FOR LAND USE PERMITTING (EXHIBIT B)



MATERIALS LEGEND

SYMBOL	ITEM	DETAIL/SHEET
	CONCRETE PAVING - PEDESTRIAN	3 90-L-50002
	CONCRETE UNIT PAVERS TYPE 1	1 90-L-50002
	CONCRETE UNIT PAVERS TYPE 2	1 90-L-50002
	MORTAR-SET STONE PAVERS	7 90-L-50002
	DETECTABLE WARNING	4 90-L-50002
	GRAVEL PAVING - PEDESTRIAN	2 90-L-50002
	GRAVEL MOW BAND	5 90-L-50002
	ELEVATED GRATING AT FOREST PLATFORM	
	TYPE 1 WALL	1 90-L-50001
	TYPE 2 WALL	2 90-L-50001
	TYPE 3 WALL	3 90-L-50001
	TWO-STRAND CABLE RAIL	4 90-L-50005
	GUARDRAIL AT FOREST PLATFORM	6 90-L-50005
	CHAINLINK FENCE	1 90-L-50003
	DECORATIVE FENCE	2 90-L-50003
	GATE ID - SEE GATE TABLE ON SHEET 03-L-20001	

KEY MAP



90% DESIGN - NOT FOR CONSTRUCTION

SHEET B-047: HARDSCAPE AREA A1

PLAN
SCALE: 1" = 20'-0"

DSGN	A HOLDER				
DR	RON TENDICK				
CHK	D WALTERS				
APVD	M FAHA	NO.	DATE	REVISION	BY

VERIFY SCALE
BAR IS ONE INCH ON
ORIGINAL DRAWING.
IF NOT ONE INCH ON
THIS SHEET, ADJUST
SCALES ACCORDINGLY.



GreenWorks, P.C.
Landscape Architecture
Environmental Design
24 NW 2nd Avenue, Suite 100
Portland, Oregon 97209
PH: 503.222.5810/F: 503.222.2283
Email: info@greenworkspc.com



Willamette Water Supply
Our Reliable Water
WILLAMETTE WATER SUPPLY PROGRAM
WATER TREATMENT PLANT_1.0

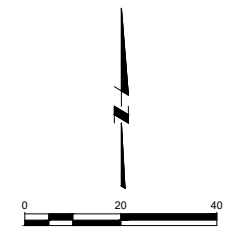
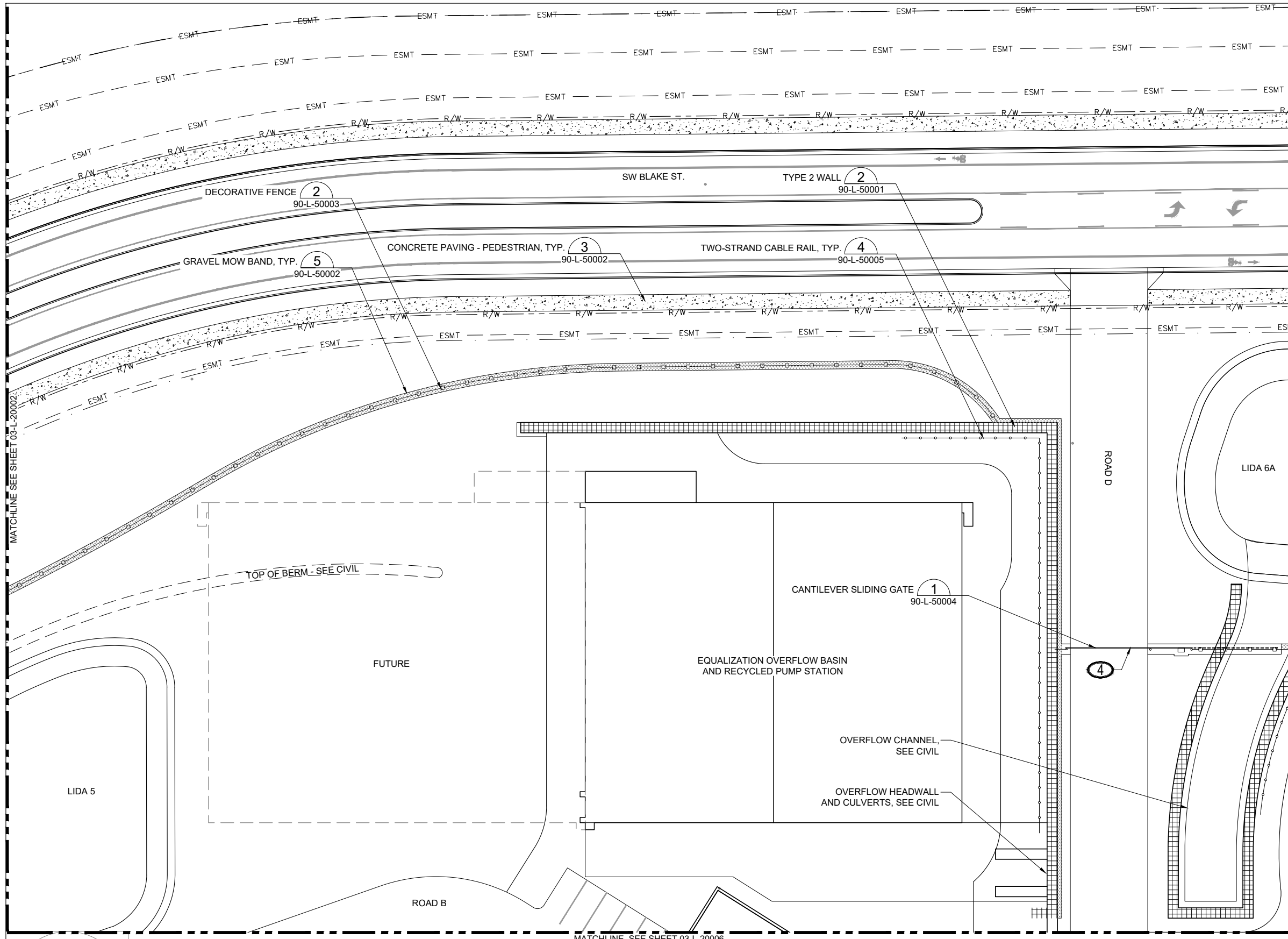
CDM Smith
1220 SW Morrison Street, Suite 200
Portland, OR 97205
Tel: (503) 232-1800

SITE
LANDSCAPE ARCHITECTURE
HARDSCAPE & MATERIALS PLAN A1

SHEET	DWG #	03-L-20002
DATE	AUG 2020	
PROJ	WTP_1.0	

PLOT DATE AND TIME: 8/21/2020 1:10 PM

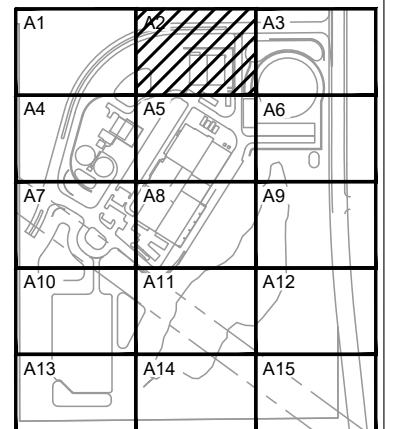
FOR LAND USE PERMITTING (EXHIBIT B)



MATERIALS LEGEND

SYMBOL	ITEM	DETAIL/SHEET
	CONCRETE PAVING - PEDESTRIAN	3 90-L-50002
	CONCRETE UNIT PAVERS TYPE 1	1 90-L-50002
	CONCRETE UNIT PAVERS TYPE 2	1 90-L-50002
	MORTAR-SET STONE PAVERS	7 90-L-50002
	DETECTABLE WARNING	4 90-L-50002
	GRAVEL PAVING - PEDESTRIAN	2 90-L-50002
	GRAVEL MOW BAND	5 90-L-50002
	ELEVATED GRATING AT FOREST PLATFORM	
	TYPE 1 WALL	1 90-L-50001
	TYPE 2 WALL	2 90-L-50001
	TYPE 3 WALL	3 90-L-50001
	TWO-STRAND CABLE RAIL	4 90-L-50005
	GUARDRAIL AT FOREST PLATFORM	6 90-L-50005
	CHAINLINK FENCE	1 90-L-50003
	DECORATIVE FENCE	2 90-L-50003
	GATE ID - SEE GATE TABLE ON SHEET 03-L-20001	

KEY MAP



90% DESIGN - NOT FOR CONSTRUCTION

SHEET B-048: HARDSCAPE AREA A2

PLAN
SCALE: 1" = 20'-0"

DSGN	A HOLDER					
DR	R TENDICK					
CHK	D WALTERS					
APVD	M FAHA	NO.	DATE	REVISION	BY	APVD

VERIFY SCALE
BAR IS ONE INCH ON ORIGINAL DRAWING.
IF NOT ONE INCH ON THIS SHEET, ADJUST SCALES ACCORDINGLY.



GreenWorks, P.C.
Landscape Architecture
Environmental Design
24 NW 2nd Avenue, Suite 100
Portland, Oregon 97209
Ph: 503.222.5810 / F: 503.222.2283
Email: info@greenworkspc.com



Willamette Water Supply
Our Reliable Water
WILLAMETTE WATER SUPPLY PROGRAM
WATER TREATMENT PLANT_1.0

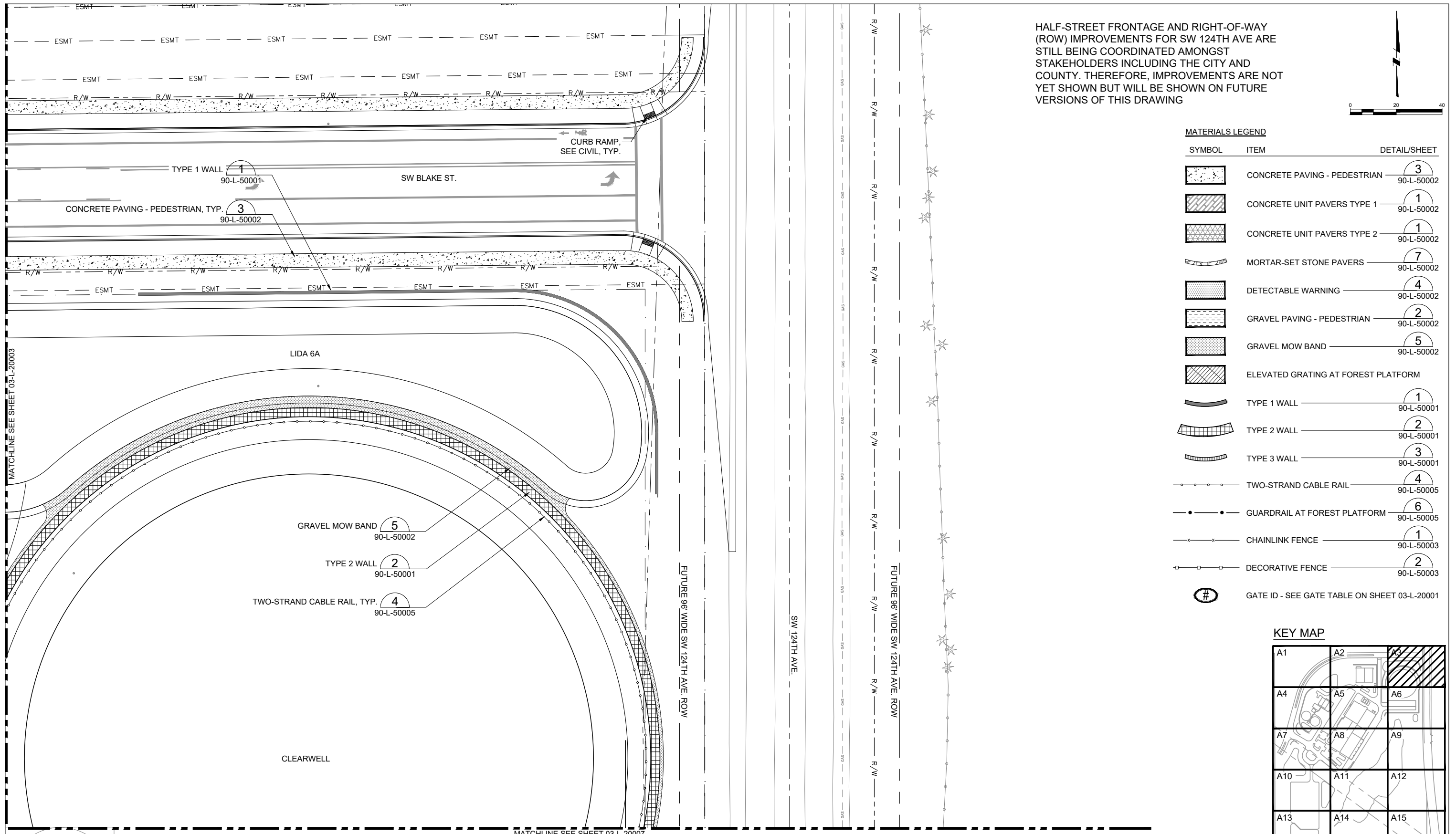
CDM Smith
1220 SW Morrison Street, Suite 200
Portland, OR 97205
Tel: (503) 232-1800

SITE
LANDSCAPE ARCHITECTURE
HARDSCAPE & MATERIALS PLAN A2

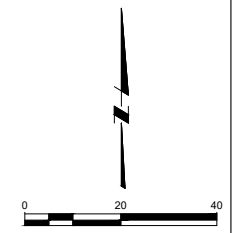
SHEET	DWG #	03-L-20003
DATE	AUG 2020	
PROJ	WTP_1.0	

PLOT DATE AND TIME: 8/21/2020 1:10 PM

FOR LAND USE PERMITTING (EXHIBIT B)

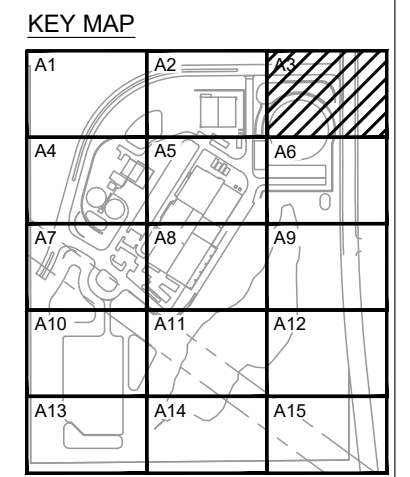


HALF-STREET FRONTAGE AND RIGHT-OF-WAY (ROW) IMPROVEMENTS FOR SW 124TH AVE ARE STILL BEING COORDINATED AMONGST STAKEHOLDERS INCLUDING THE CITY AND COUNTY. THEREFORE, IMPROVEMENTS ARE NOT YET SHOWN BUT WILL BE SHOWN ON FUTURE VERSIONS OF THIS DRAWING



MATERIALS LEGEND

SYMBOL	ITEM	DETAIL/SHEET
[Concrete Paving - Pedestrian]	CONCRETE PAVING - PEDESTRIAN	3 90-L-50002
[Concrete Unit Pavers Type 1]	CONCRETE UNIT PAVERS TYPE 1	1 90-L-50002
[Concrete Unit Pavers Type 2]	CONCRETE UNIT PAVERS TYPE 2	1 90-L-50002
[Mortar-Set Stone Pavers]	MORTAR-SET STONE PAVERS	7 90-L-50002
[Detectable Warning]	DETECTABLE WARNING	4 90-L-50002
[Gravel Paving - Pedestrian]	GRAVEL PAVING - PEDESTRIAN	2 90-L-50002
[Gravel Mow Band]	GRAVEL MOW BAND	5 90-L-50002
[Elevated Grating at Forest Platform]	ELEVATED GRATING AT FOREST PLATFORM	
[Type 1 Wall]	TYPE 1 WALL	1 90-L-50001
[Type 2 Wall]	TYPE 2 WALL	2 90-L-50001
[Type 3 Wall]	TYPE 3 WALL	3 90-L-50001
[Two-Strand Cable Rail]	TWO-STRAND CABLE RAIL	4 90-L-50005
[Guardrail at Forest Platform]	GUARDRAIL AT FOREST PLATFORM	6 90-L-50005
[Chainlink Fence]	CHAINLINK FENCE	1 90-L-50003
[Decorative Fence]	DECORATIVE FENCE	2 90-L-50003
[#]	GATE ID - SEE GATE TABLE ON SHEET 03-L-20001	



90% DESIGN - NOT FOR CONSTRUCTION

SHEET B-049: HARDSCAPE AREA A3

PLAN
SCALE: 1" = 20'-0"

DSGN	A HOLDER				
DR	R TENDICK				
CHK	D WALTERS				
APVD	M FAHA	NO.	DATE	REVISION	BY

VERIFY SCALE
BAR IS ONE INCH ON ORIGINAL DRAWING.
IF NOT ONE INCH ON THIS SHEET, ADJUST SCALES ACCORDINGLY.

GreenWorks, P.C.
Landscape Architecture
Environmental Design
24 NW 2nd Avenue, Suite 100
Portland, Oregon 97209
PH: 503.222.5810/F: 503.222.2283
Email: info@greenworkspc.com



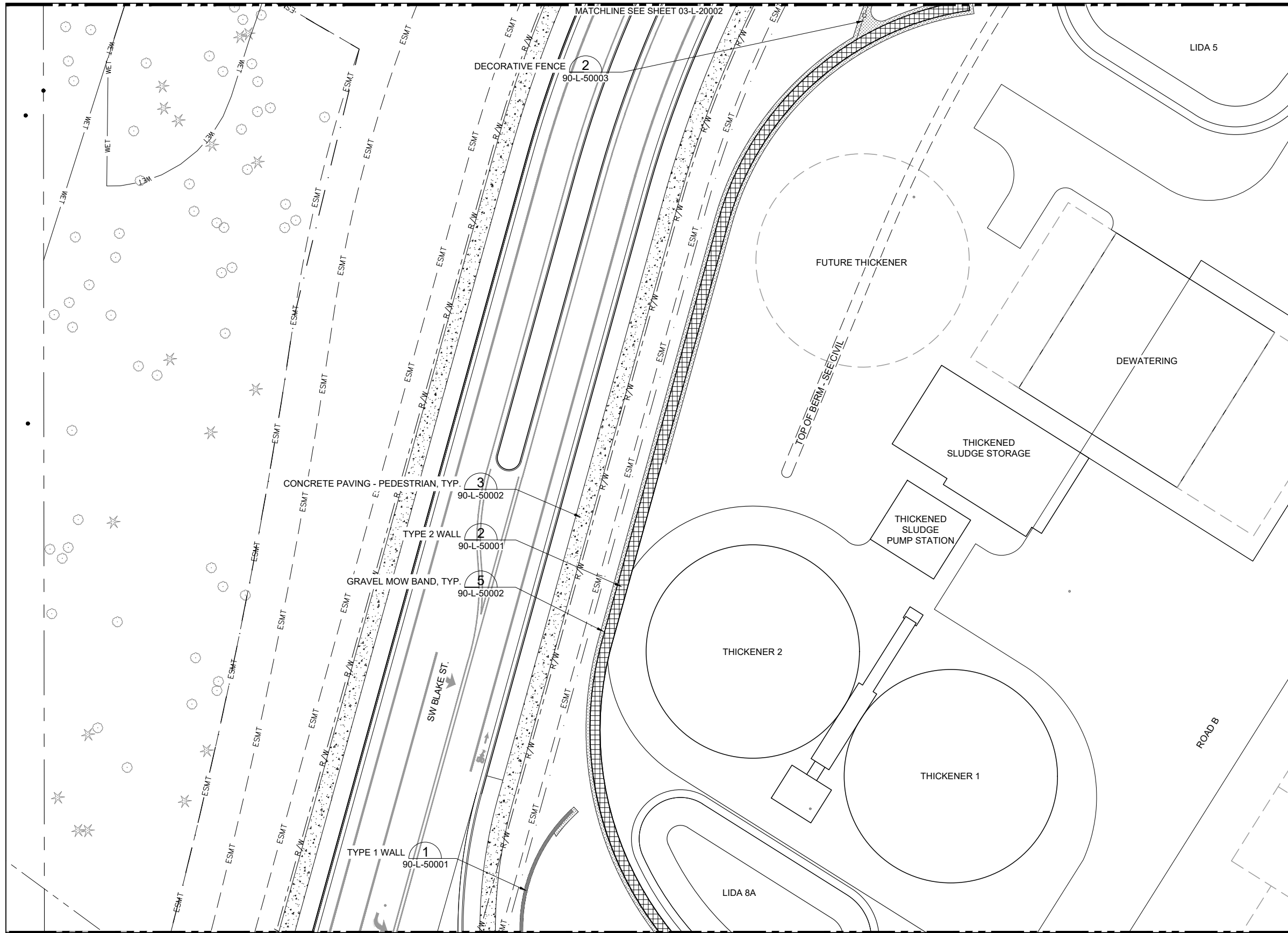
Willamette Water Supply
Our Reliable Water
WILLAMETTE WATER SUPPLY PROGRAM
WATER TREATMENT PLANT_1.0

CDM Smith
1220 SW Morrison Street, Suite 200
Portland, OR 97205
Tel: (503) 232-1800

SITE
LANDSCAPE ARCHITECTURE
HARDSCAPE & MATERIALS PLAN A3

SHEET	DWG #	03-L-20004
DATE	AUG 2020	
PROJ	WTP_1.0	

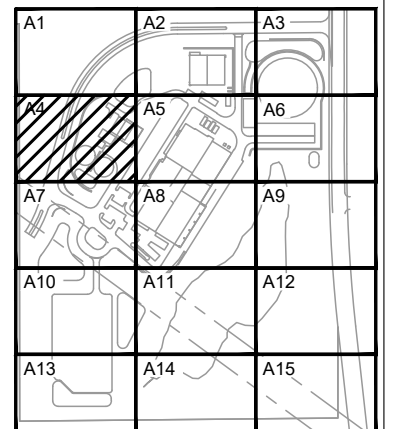
FOR LAND USE PERMITTING (EXHIBIT B)



MATERIALS LEGEND

SYMBOL	ITEM	DETAIL/SHEET
	CONCRETE PAVING - PEDESTRIAN	3 90-L-50002
	CONCRETE UNIT PAVERS TYPE 1	1 90-L-50002
	CONCRETE UNIT PAVERS TYPE 2	1 90-L-50002
	MORTAR-SET STONE PAVERS	7 90-L-50002
	DETECTABLE WARNING	4 90-L-50002
	GRAVEL PAVING - PEDESTRIAN	2 90-L-50002
	GRAVEL MOW BAND	5 90-L-50002
	ELEVATED GRATING AT FOREST PLATFORM	
	TYPE 1 WALL	1 90-L-50001
	TYPE 2 WALL	2 90-L-50001
	TYPE 3 WALL	3 90-L-50001
	TWO-STRAND CABLE RAIL	4 90-L-50005
	GUARDRAIL AT FOREST PLATFORM	6 90-L-50005
	CHAINLINK FENCE	1 90-L-50003
	DECORATIVE FENCE	2 90-L-50003
	GATE ID - SEE GATE TABLE ON SHEET 03-L-20001	

KEY MAP



90% DESIGN - NOT FOR CONSTRUCTION

SHEET B-050: HARDSCAPE AREA A4

PLAN
SCALE: 1" = 20'-0"

DSGN	A HOLDER				
DR	R TENDICK				
CHK	D WALTERS				
APVD	M FAHA	NO.	DATE	REVISION	BY

VERIFY SCALE
BAR IS ONE INCH ON
ORIGINAL DRAWING.
IF NOT ONE INCH ON
THIS SHEET, ADJUST
SCALES ACCORDINGLY.



GreenWorks, P.C.
Landscape Architecture
Environmental Design
24 NW 2nd Avenue, Suite 100
Portland, Oregon 97208
PH: 503.222.5810/F: 503.222.2283
Email: info@greenworkspc.com



Willamette Water Supply
Our Reliable Water
WILLAMETTE WATER SUPPLY PROGRAM
WATER TREATMENT PLANT_1.0

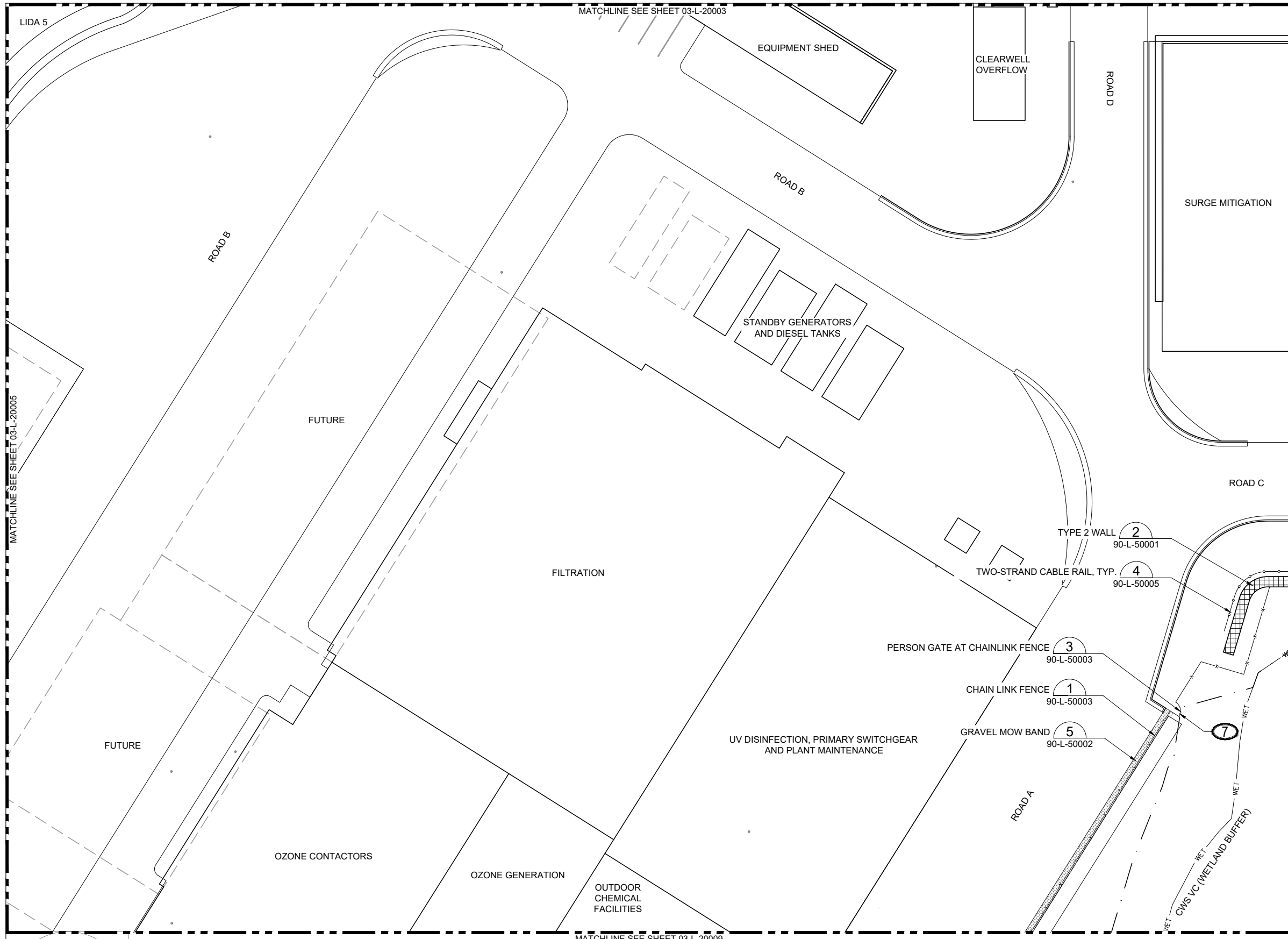
CDM Smith
1220 SW Morrison Street, Suite 200
Portland, OR 97205
Tel: (503) 232-1800

SITE
LANDSCAPE ARCHITECTURE
HARDSCAPE & MATERIALS PLAN A4

SHEET	DWG # 03-L-20005
DATE	AUG 2020
PROJ	WTP_1.0

PLOT DATE AND TIME: 8/21/2020 1:10 PM

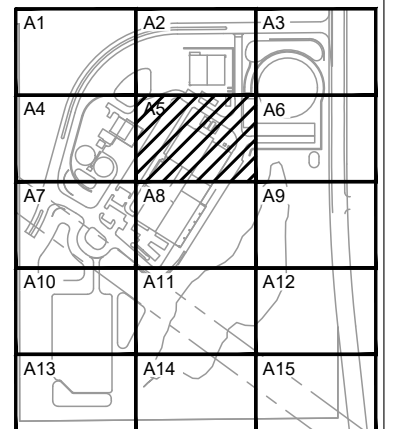
FOR LAND USE PERMITTING (EXHIBIT B)



MATERIALS LEGEND

SYMBOL	ITEM	DETAIL/SHEET
[Symbol]	CONCRETE PAVING - PEDESTRIAN	3 90-L-50002
[Symbol]	CONCRETE UNIT PAVERS TYPE 1	1 90-L-50002
[Symbol]	CONCRETE UNIT PAVERS TYPE 2	1 90-L-50002
[Symbol]	MORTAR-SET STONE PAVERS	7 90-L-50002
[Symbol]	DETECTABLE WARNING	4 90-L-50002
[Symbol]	GRAVEL PAVING - PEDESTRIAN	2 90-L-50002
[Symbol]	GRAVEL MOW BAND	5 90-L-50002
[Symbol]	ELEVATED GRATING AT FOREST PLATFORM	
[Symbol]	TYPE 1 WALL	1 90-L-50001
[Symbol]	TYPE 2 WALL	2 90-L-50001
[Symbol]	TYPE 3 WALL	3 90-L-50001
[Symbol]	TWO-STRAND CABLE RAIL	4 90-L-50005
[Symbol]	GUARDRAIL AT FOREST PLATFORM	6 90-L-50005
[Symbol]	CHAINLINK FENCE	1 90-L-50003
[Symbol]	DECORATIVE FENCE	2 90-L-50003
#	GATE ID - SEE GATE TABLE ON SHEET 03-L-20001	

KEY MAP



90% DESIGN - NOT FOR CONSTRUCTION

SHEET B-051: HARDSCAPE AREA A5

PLAN
SCALE: 1" = 20'-0"

NO.	DATE	REVISION	BY	APVD
DSGN			A HOLDER	
DR			R TENDICK	
CHK			D WALTERS	
APVD			M FAHA	

VERIFY SCALE
BAR IS ONE INCH ON ORIGINAL DRAWING.
IF NOT ONE INCH ON THIS SHEET, ADJUST SCALES ACCORDINGLY.



GreenWorks, P.C.
Landscape Architecture
Environmental Design
24 NW 2nd Avenue, Suite 100
Portland, Oregon 97209
Ph: 503.222.9919 / F: 503.222.2283
Email: info@greenworkspc.com



Willamette Water Supply
Our Reliable Water
WILLAMETTE WATER SUPPLY PROGRAM
WATER TREATMENT PLANT_1.0

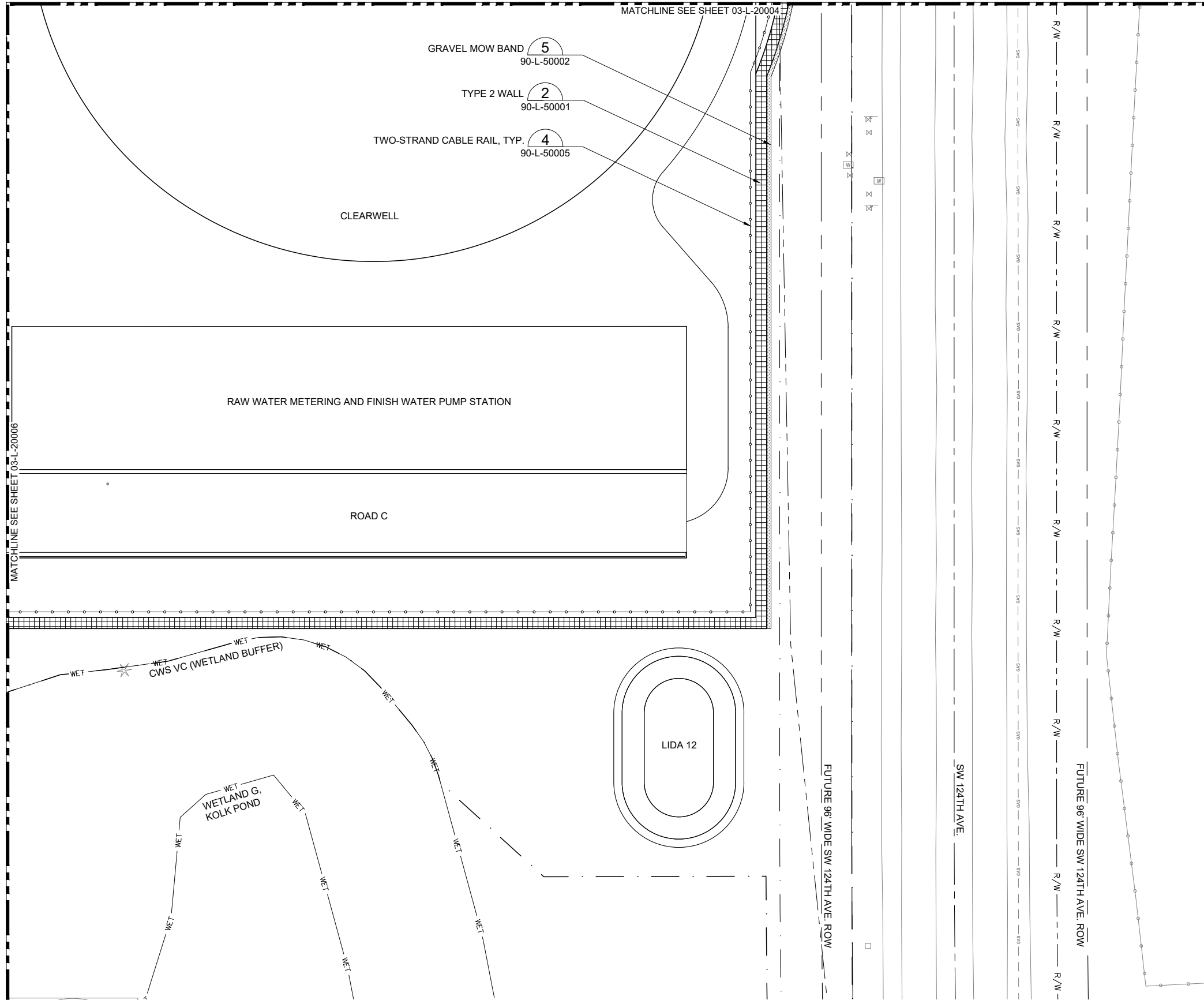
CDM Smith
1220 SW Morrison Street, Suite 200
Portland, OR 97205
Tel: (503) 232-1800

SITE
LANDSCAPE ARCHITECTURE
HARDSCAPE & MATERIALS PLAN A5

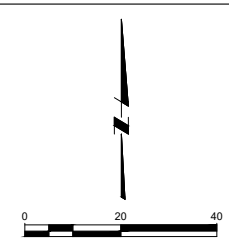
SHEET	
DWG #	03-L-20006
DATE	AUG 2020
PROJ	WTP_1.0

PLOT DATE AND TIME: 8/21/2020 1:10 PM

FOR LAND USE PERMITTING (EXHIBIT B)



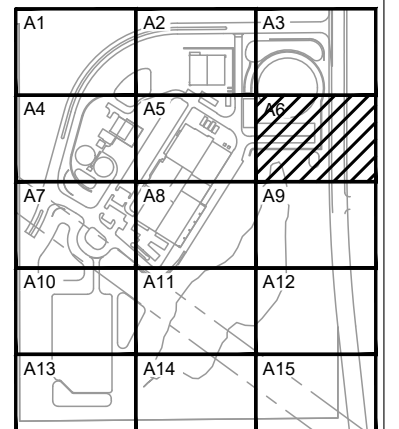
HALF-STREET FRONTAGE AND RIGHT-OF-WAY (ROW) IMPROVEMENTS FOR SW 124TH AVE ARE STILL BEING COORDINATED AMONGST STAKEHOLDERS INCLUDING THE CITY AND COUNTY. THEREFORE, IMPROVEMENTS ARE NOT YET SHOWN BUT WILL BE SHOWN ON FUTURE VERSIONS OF THIS DRAWING



MATERIALS LEGEND

SYMBOL	ITEM	DETAIL/SHEET
	CONCRETE PAVING - PEDESTRIAN	3 90-L-50002
	CONCRETE UNIT PAVERS TYPE 1	1 90-L-50002
	CONCRETE UNIT PAVERS TYPE 2	1 90-L-50002
	MORTAR-SET STONE PAVERS	7 90-L-50002
	DETECTABLE WARNING	4 90-L-50002
	GRAVEL PAVING - PEDESTRIAN	2 90-L-50002
	GRAVEL MOW BAND	5 90-L-50002
	ELEVATED GRATING AT FOREST PLATFORM	
	TYPE 1 WALL	1 90-L-50001
	TYPE 2 WALL	2 90-L-50001
	TYPE 3 WALL	3 90-L-50001
	TWO-STRAND CABLE RAIL	4 90-L-50005
	GUARDRAIL AT FOREST PLATFORM	6 90-L-50005
	CHAINLINK FENCE	1 90-L-50003
	DECORATIVE FENCE	2 90-L-50003
	GATE ID - SEE GATE TABLE ON SHEET 03-L-20001	

KEY MAP



90% DESIGN - NOT FOR CONSTRUCTION

SHEET B-052: HARDSCAPE AREA A6

PLAN
SCALE: 1" = 20'-0"

DSGN	A HOLDER				
DR	R TENDICK				
CHK	D WALTERS				
APVD	M FAHA	NO.	DATE	REVISION	BY

VERIFY SCALE
BAR IS ONE INCH ON ORIGINAL DRAWING.
IF NOT ONE INCH ON THIS SHEET, ADJUST SCALES ACCORDINGLY.



GreenWorks, P.C.
Landscape Architecture
Environmental Design
24 NW 2nd Avenue, Suite 100
Portland, Oregon 97208
PH: 503.222.5810/F: 503.222.2283
Email: info@greenworkspc.com



Willamette Water Supply
Our Reliable Water
WILLAMETTE WATER SUPPLY PROGRAM
WATER TREATMENT PLANT_1.0

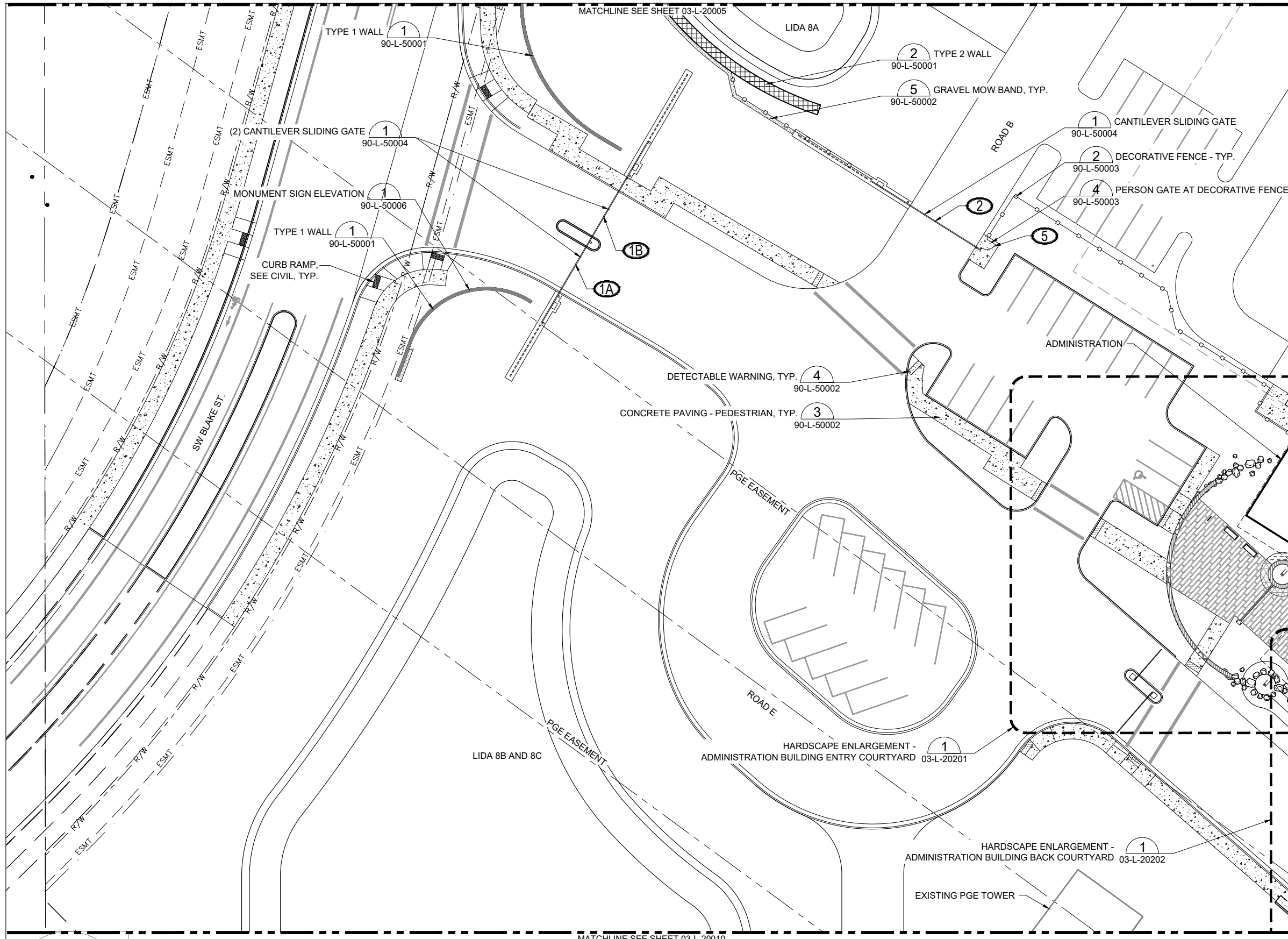
CDM Smith
1220 SW Morrison Street, Suite 200
Portland, OR 97205
Tel: (503) 232-1800

SITE
LANDSCAPE ARCHITECTURE
HARDSCAPE & MATERIALS PLAN A6

SHEET	DWG #	03-L-20007
DATE	AUG 2020	
PROJ	WTP_1.0	

PLOT DATE AND TIME: 8/21/2020 1:10 PM

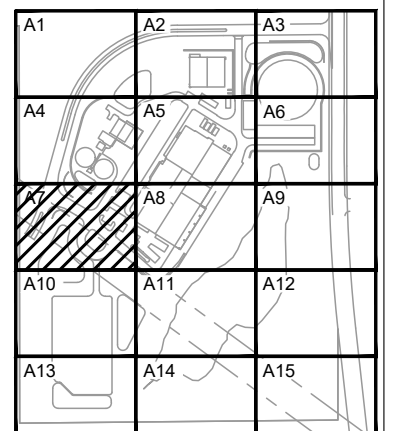
FOR LAND USE PERMITTING (EXHIBIT B)



MATERIALS LEGEND

SYMBOL	ITEM	DETAIL/SHEET
[Pattern]	CONCRETE PAVING - PEDESTRIAN	3 90-L-50002
[Pattern]	CONCRETE UNIT PAVERS TYPE 1	1 90-L-50002
[Pattern]	CONCRETE UNIT PAVERS TYPE 2	1 90-L-50002
[Pattern]	MORTAR-SET STONE PAVERS	7 90-L-50002
[Pattern]	DETECTABLE WARNING	4 90-L-50002
[Pattern]	GRAVEL PAVING - PEDESTRIAN	2 90-L-50002
[Pattern]	GRAVEL MOW BAND	5 90-L-50002
[Pattern]	ELEVATED GRATING AT FOREST PLATFORM	
[Symbol]	TYPE 1 WALL	1 90-L-50001
[Symbol]	TYPE 2 WALL	2 90-L-50001
[Symbol]	TYPE 3 WALL	3 90-L-50001
[Symbol]	TWO-STRAND CABLE RAIL	4 90-L-50005
[Symbol]	GUARDRAIL AT FOREST PLATFORM	6 90-L-50005
[Symbol]	CHAINLINK FENCE	1 90-L-50003
[Symbol]	DECORATIVE FENCE	2 90-L-50003
[Symbol]	GATE ID - SEE GATE TABLE ON SHEET 03-L-20001	

KEY MAP



90% DESIGN - NOT FOR CONSTRUCTION

SHEET B-053: HARDSCAPE AREA A7

PLAN
SCALE: 1" = 20'-0"

DSGN	A HOLDER				
DR	R TENDICK				
CHK	D WALTERS				
APVD	M FAHA	NO.	DATE	REVISION	BY

VERIFY SCALE
BAR IS ONE INCH ON ORIGINAL DRAWING.
IF NOT ONE INCH ON THIS SHEET, ADJUST SCALES ACCORDINGLY.



GreenWorks, P.C.
Landscape Architecture
Environmental Design
24 NW 2nd Avenue, Suite 100
Portland, Oregon 97209
PH: 503.222.9810/F: 503.222.2283
Email: info@greenworkspc.com



Willamette Water Supply
Our Reliable Water
WILLAMETTE WATER SUPPLY PROGRAM
WATER TREATMENT PLANT_1.0

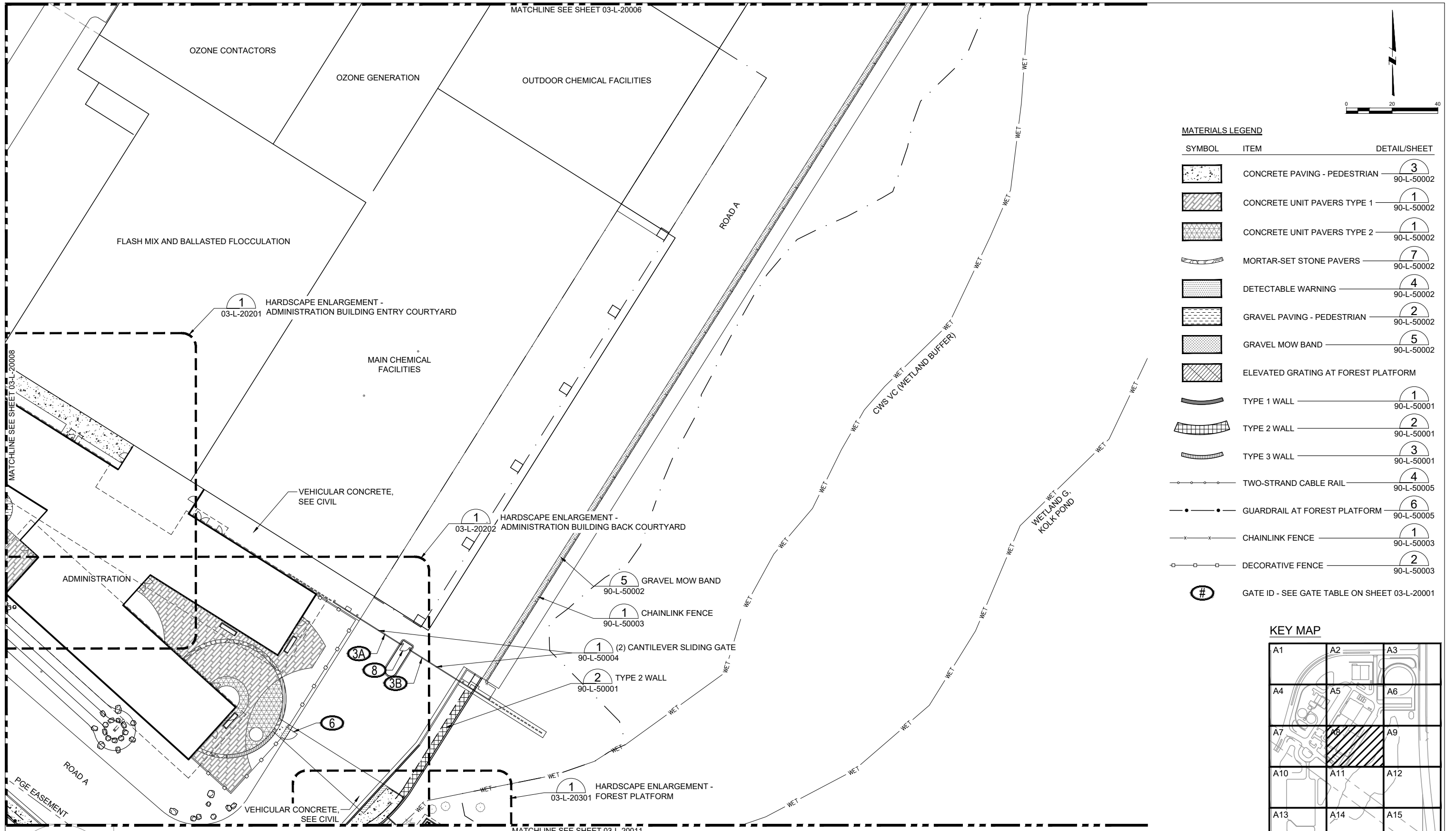
CDM Smith
1220 SW Morrison Street, Suite 200
Portland, OR 97205
Tel: (503) 232-1800

SITE
LANDSCAPE ARCHITECTURE
HARDSCAPE & MATERIALS PLAN A7

SHEET	DWG # 03-L-20008
DATE	AUG 2020
PROJ	WTP_1.0

PLOT DATE AND TIME: 8/21/2020 1:10 PM

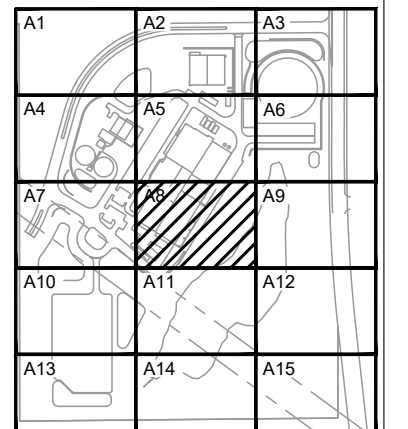
FOR LAND USE PERMITTING (EXHIBIT B)



MATERIALS LEGEND

SYMBOL	ITEM	DETAIL/SHEET
[Symbol]	CONCRETE PAVING - PEDESTRIAN	3 90-L-50002
[Symbol]	CONCRETE UNIT PAVERS TYPE 1	1 90-L-50002
[Symbol]	CONCRETE UNIT PAVERS TYPE 2	1 90-L-50002
[Symbol]	MORTAR-SET STONE PAVERS	7 90-L-50002
[Symbol]	DETECTABLE WARNING	4 90-L-50002
[Symbol]	GRAVEL PAVING - PEDESTRIAN	2 90-L-50002
[Symbol]	GRAVEL MOW BAND	5 90-L-50002
[Symbol]	ELEVATED GRATING AT FOREST PLATFORM	
[Symbol]	TYPE 1 WALL	1 90-L-50001
[Symbol]	TYPE 2 WALL	2 90-L-50001
[Symbol]	TYPE 3 WALL	3 90-L-50001
[Symbol]	TWO-STRAND CABLE RAIL	4 90-L-50005
[Symbol]	GUARDRAIL AT FOREST PLATFORM	6 90-L-50005
[Symbol]	CHAINLINK FENCE	1 90-L-50003
[Symbol]	DECORATIVE FENCE	2 90-L-50003
[Symbol]	GATE ID - SEE GATE TABLE ON SHEET 03-L-20001	

KEY MAP



90% DESIGN - NOT FOR CONSTRUCTION

SHEET B-054: HARDSCAPE AREA A8

PLAN
SCALE: 1" = 20'-0"

DSGN	A HOLDER				
DR	R TENDICK				
CHK	D WALTERS				
APVD	M FAHA	NO.	DATE	REVISION	BY

VERIFY SCALE
BAR IS ONE INCH ON ORIGINAL DRAWING.
IF NOT ONE INCH ON THIS SHEET, ADJUST SCALES ACCORDINGLY.



GreenWorks, P.C.
Landscape Architecture
Environmental Design
24 NW 2nd Avenue, Suite 100
Portland, Oregon 97209
Ph: 503.222.5810/F: 503.222.2283
Email: info@greenworkspc.com



Willamette Water Supply
Our Reliable Water
WILLAMETTE WATER SUPPLY PROGRAM
WATER TREATMENT PLANT_1.0

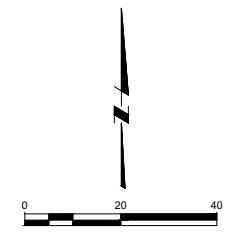
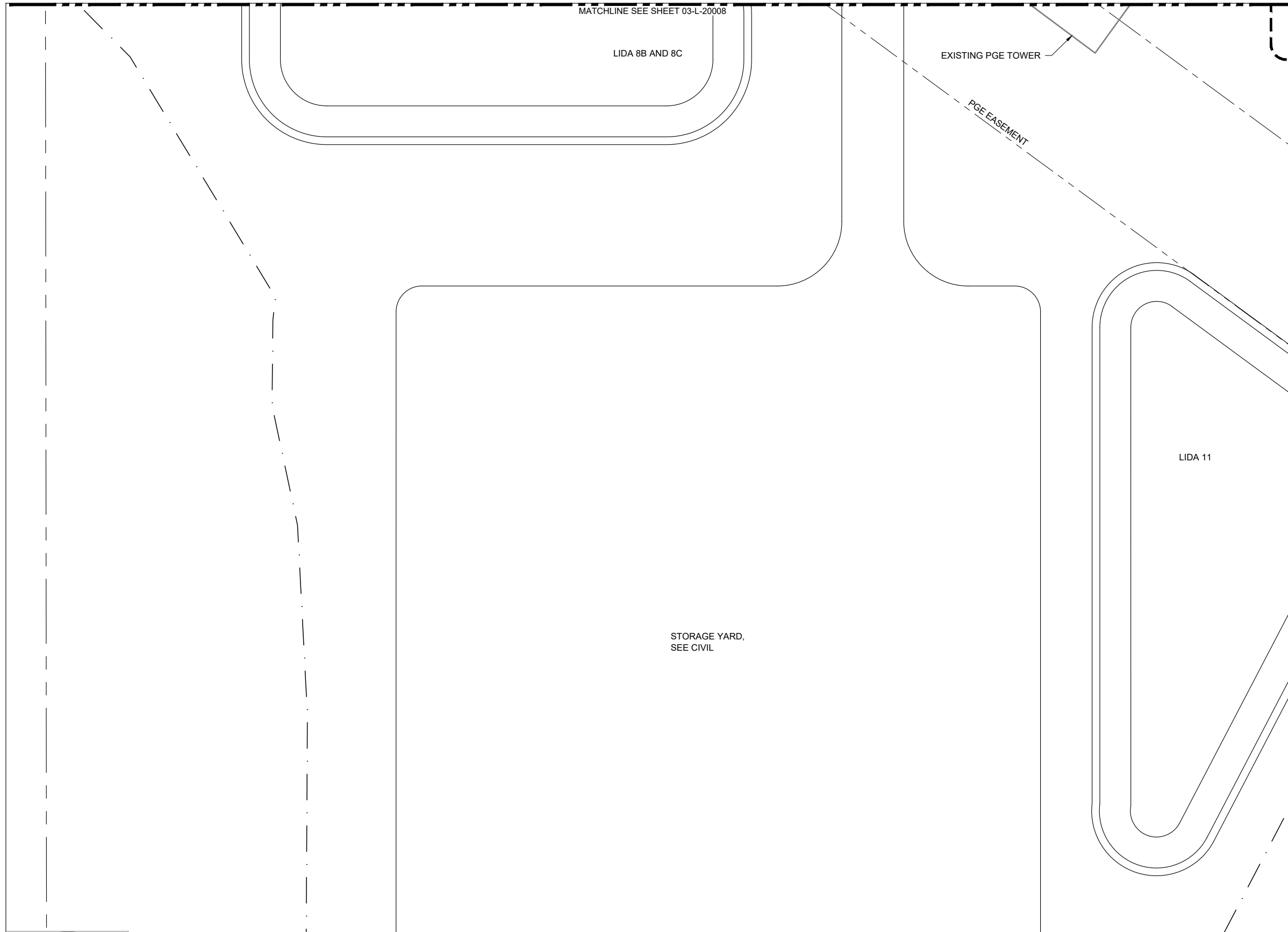
CDM Smith
1220 SW Morrison Street, Suite 200
Portland, OR 97205
Tel: (503) 232-1800

SITE
LANDSCAPE ARCHITECTURE
HARDSCAPE & MATERIALS PLAN A8

SHEET	DWG #	03-L-20009
DATE	AUG 2020	
PROJ	WTP_1.0	

PLOT DATE AND TIME: 8/21/2020 1:10 PM

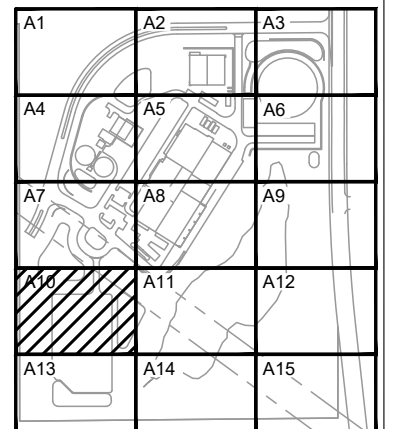
FOR LAND USE PERMITTING (EXHIBIT B)



MATERIALS LEGEND

SYMBOL	ITEM	DETAIL/SHEET
	CONCRETE PAVING - PEDESTRIAN	3 90-L-50002
	CONCRETE UNIT PAVERS TYPE 1	1 90-L-50002
	CONCRETE UNIT PAVERS TYPE 2	1 90-L-50002
	MORTAR-SET STONE PAVERS	7 90-L-50002
	DETECTABLE WARNING	4 90-L-50002
	GRAVEL PAVING - PEDESTRIAN	2 90-L-50002
	GRAVEL MOW BAND	5 90-L-50002
	ELEVATED GRATING AT FOREST PLATFORM	
	TYPE 1 WALL	1 90-L-50001
	TYPE 2 WALL	2 90-L-50001
	TYPE 3 WALL	3 90-L-50001
	TWO-STRAND CABLE RAIL	4 90-L-50005
	GUARDRAIL AT FOREST PLATFORM	6 90-L-50005
	CHAINLINK FENCE	1 90-L-50003
	DECORATIVE FENCE	2 90-L-50003
	GATE ID - SEE GATE TABLE ON SHEET 03-L-20001	

KEY MAP



90% DESIGN - NOT FOR CONSTRUCTION

SHEET B-055: HARDSCAPE AREA A10

PLAN
SCALE: 1" = 20'-0"

DSGN	A HOLDER					
DR	R TENDICK					
CHK	D WALTERS					
APVD	M FAHA	NO.	DATE	REVISION	BY	APVD

VERIFY SCALE
BAR IS ONE INCH ON ORIGINAL DRAWING.
IF NOT ONE INCH ON THIS SHEET, ADJUST SCALES ACCORDINGLY.



GreenWorks, P.C.
Landscape Architecture
Environmental Design
24 NW 2nd Avenue, Suite 100
Portland, Oregon 97209
Ph: 503.222.5810 / F: 503.222.2283
Email: info@greenworkspc.com



Willamette Water Supply
Our Reliable Water
WILLAMETTE WATER SUPPLY PROGRAM
WATER TREATMENT PLANT_1.0

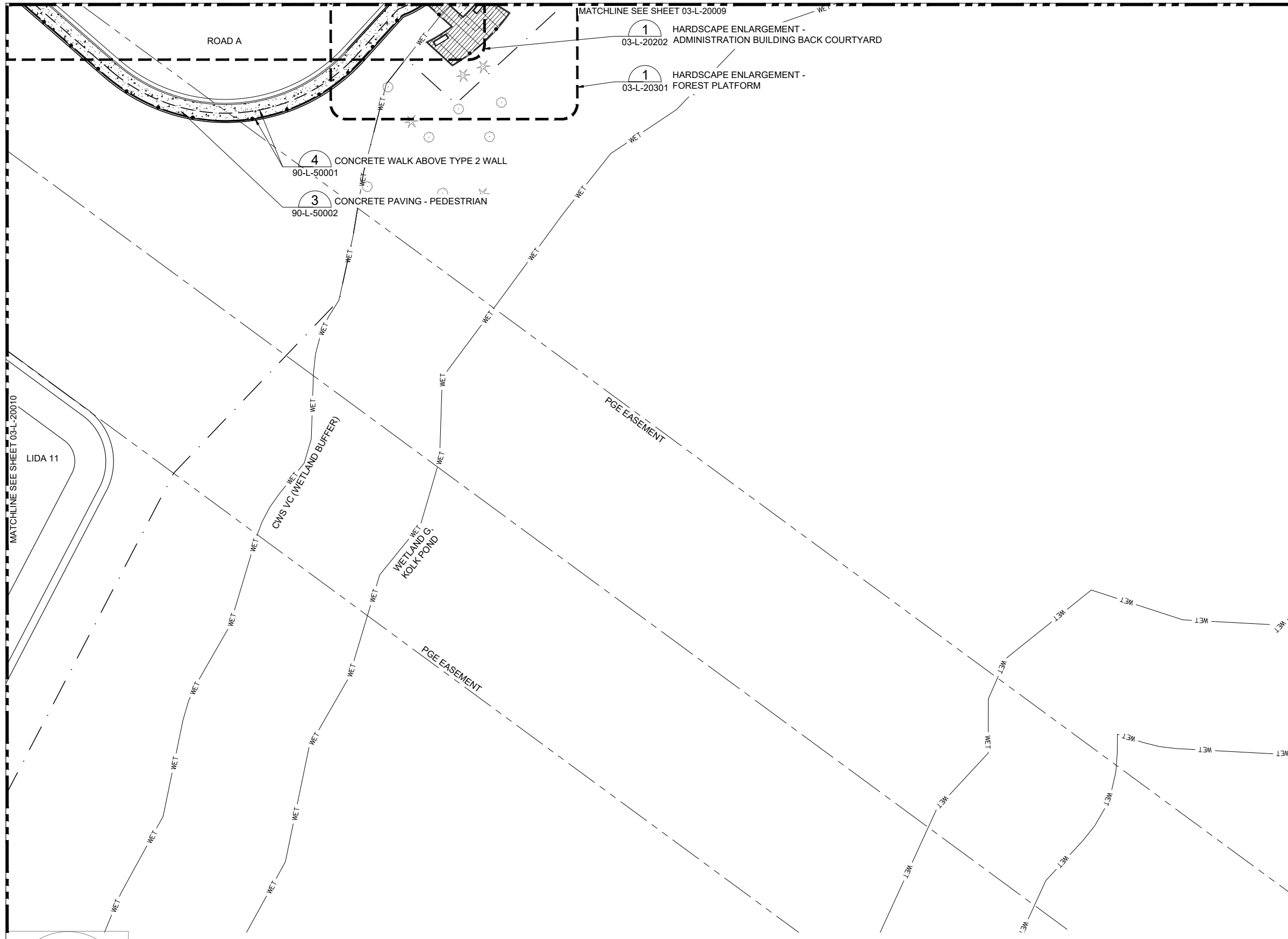
CDM Smith
1220 SW Morrison Street, Suite 200
Portland, OR 97205
Tel: (503) 232-1800

SITE
LANDSCAPE ARCHITECTURE
HARDSCAPE & MATERIALS PLAN A10

SHEET	DWG #	03-L-20010
DATE	AUG 2020	
PROJ	WTP_1.0	

PLOT DATE AND TIME: 8/21/2020 1:10 PM

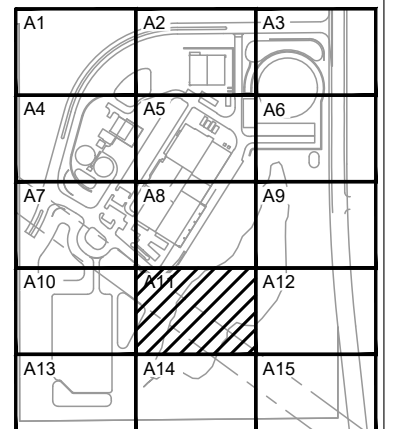
FOR LAND USE PERMITTING (EXHIBIT B)



MATERIALS LEGEND

SYMBOL	ITEM	DETAIL/SHEET
	CONCRETE PAVING - PEDESTRIAN	3 90-L-50002
	CONCRETE UNIT PAVERS TYPE 1	1 90-L-50002
	CONCRETE UNIT PAVERS TYPE 2	1 90-L-50002
	MORTAR-SET STONE PAVERS	7 90-L-50002
	DETECTABLE WARNING	4 90-L-50002
	GRAVEL PAVING - PEDESTRIAN	2 90-L-50002
	GRAVEL MOW BAND	5 90-L-50002
	ELEVATED GRATING AT FOREST PLATFORM	
	TYPE 1 WALL	1 90-L-50001
	TYPE 2 WALL	2 90-L-50001
	TYPE 3 WALL	3 90-L-50001
	TWO-STRAND CABLE RAIL	4 90-L-50005
	GUARDRAIL AT FOREST PLATFORM	6 90-L-50005
	CHAINLINK FENCE	1 90-L-50003
	DECORATIVE FENCE	2 90-L-50003
	GATE ID - SEE GATE TABLE ON SHEET 03-L-20001	

KEY MAP



90% DESIGN - NOT FOR CONSTRUCTION

SHEET B-056: HARDSCAPE AREA A11

PLAN
SCALE: 1" = 20'-0"

DSGN	A HOLDER				
DR	R TENDICK				
CHK	D WALTERS				
APVD	M FAHA	NO.	DATE	REVISION	BY

VERIFY SCALE
BAR IS ONE INCH ON ORIGINAL DRAWING.
IF NOT ONE INCH ON THIS SHEET, ADJUST SCALES ACCORDINGLY.



GreenWorks, P.C.
Landscape Architecture
Environmental Design
24 NW 2nd Avenue, Suite 100
Portland, Oregon 97209
PH: 503.222.5810/F: 503.222.2283
Email: info@greenworkspc.com



Willamette Water Supply
Our Reliable Water
WILLAMETTE WATER SUPPLY PROGRAM
WATER TREATMENT PLANT_1.0

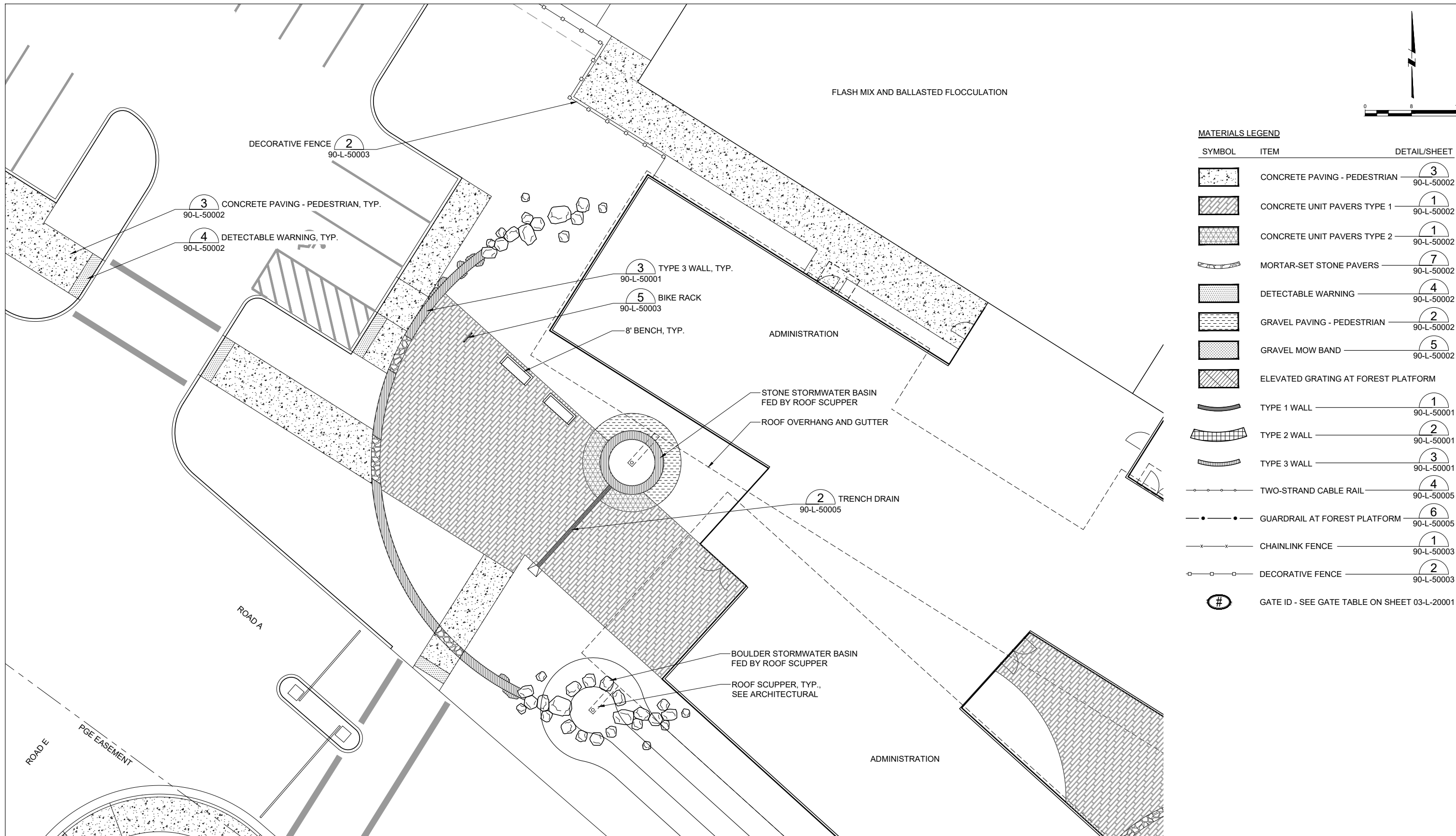
CDM Smith
1220 SW Morrison Street, Suite 200
Portland, OR 97205
Tel: (503) 232-1800

SITE
LANDSCAPE ARCHITECTURE
HARDSCAPE & MATERIALS PLAN A11

SHEET	DWG #	03-L-20011
DATE	AUG 2020	
PROJ	WTP_1.0	

PLOT DATE AND TIME: 8/21/2020 1:10 PM

FOR LAND USE PERMITTING (EXHIBIT B)



MATERIALS LEGEND

SYMBOL	ITEM	DETAIL/SHEET
[Symbol]	CONCRETE PAVING - PEDESTRIAN	3 90-L-50002
[Symbol]	CONCRETE UNIT PAVERS TYPE 1	1 90-L-50002
[Symbol]	CONCRETE UNIT PAVERS TYPE 2	1 90-L-50002
[Symbol]	MORTAR-SET STONE PAVERS	7 90-L-50002
[Symbol]	DETECTABLE WARNING	4 90-L-50002
[Symbol]	GRAVEL PAVING - PEDESTRIAN	2 90-L-50002
[Symbol]	GRAVEL MOW BAND	5 90-L-50002
[Symbol]	ELEVATED GRATING AT FOREST PLATFORM	
[Symbol]	TYPE 1 WALL	1 90-L-50001
[Symbol]	TYPE 2 WALL	2 90-L-50001
[Symbol]	TYPE 3 WALL	3 90-L-50001
[Symbol]	TWO-STRAND CABLE RAIL	4 90-L-50005
[Symbol]	GUARDRAIL AT FOREST PLATFORM	6 90-L-50005
[Symbol]	CHAINLINK FENCE	1 90-L-50003
[Symbol]	DECORATIVE FENCE	2 90-L-50003
[Symbol]	GATE ID - SEE GATE TABLE ON SHEET 03-L-20001	

SHEET B-057: HARDSCAPE ENLARGEMENT - ADMIN ENTRY COURTYARD

PLAN
SCALE: 1" = 8'-0"

90% DESIGN - NOT FOR CONSTRUCTION

DSGN	A HOLDER	NO.	DATE	REVISION	BY	APVD
DR	R TENDICK					
CHK	D WALTERS					
APVD	M FAHA					

VERIFY SCALE
BAR IS ONE INCH ON ORIGINAL DRAWING.
IF NOT ONE INCH ON THIS SHEET, ADJUST SCALES ACCORDINGLY.



GreenWorks, P.C.
Landscape Architecture
Environmental Design
24 NW 2nd Avenue, Suite 100
Portland, Oregon 97209
PH: 503.222.5810 / F: 503.222.2283
Email: info@greenworkspc.com



Willamette Water Supply
Our Reliable Water
WILLAMETTE WATER SUPPLY PROGRAM
WATER TREATMENT PLANT_1.0

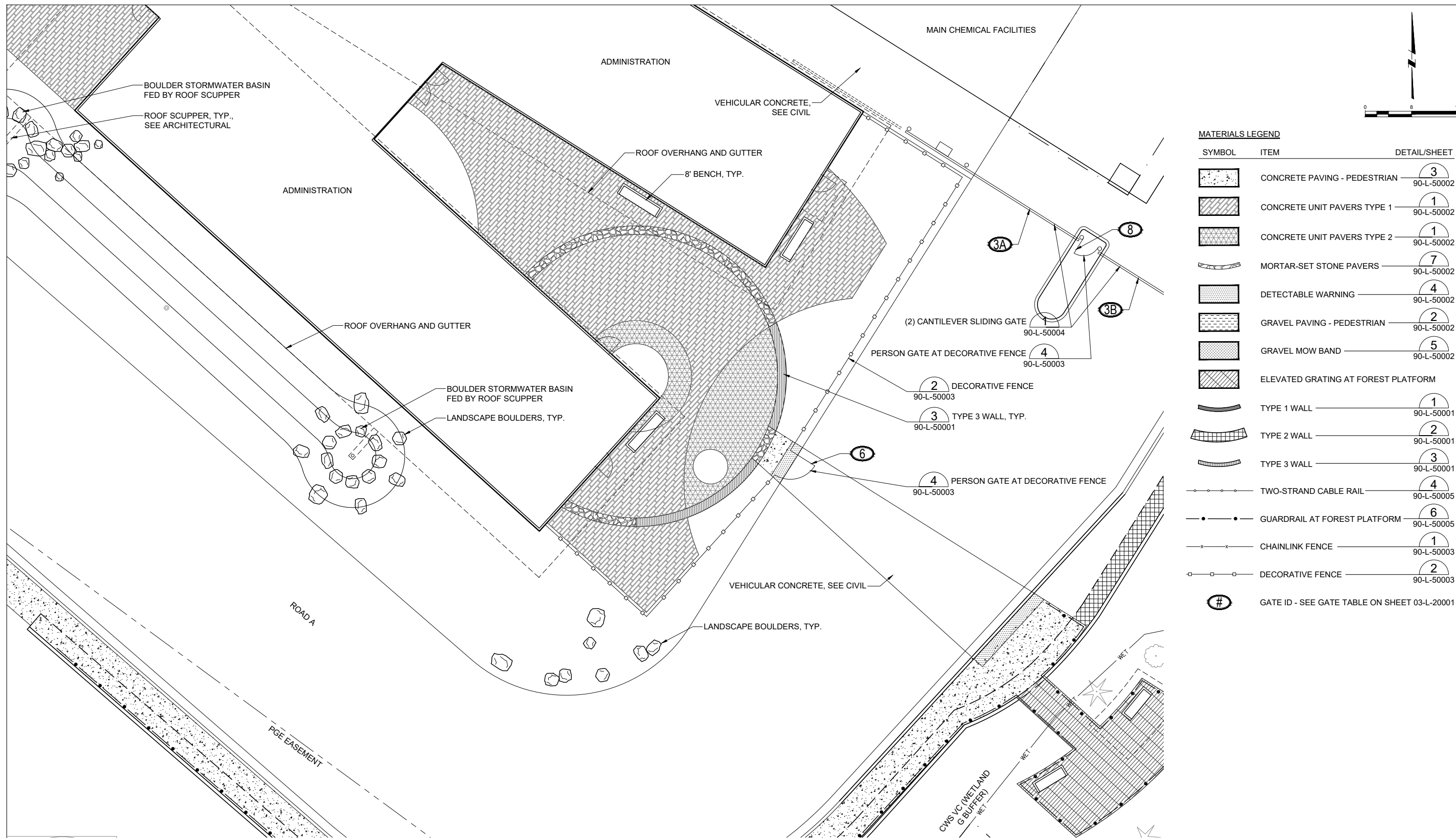
CDM Smith
1220 SW Morrison Street, Suite 200
Portland, OR 97205
Tel: (503) 232-1800

SITE
LANDSCAPE ARCHITECTURE
HARDSCAPE ENLARGEMENT
ADMINISTRATION BUILDING ENTRY COURTYARD

SHEET
DWG # 03-L-20201
DATE AUG 2020
PROJ WTP_1.0

PLOT DATE AND TIME: 8/21/2020 1:10 PM

FOR LAND USE PERMITTING (EXHIBIT B)



SHEET B-058: HARDSCAPE ENLARGEMENT - ADMIN BACK COURTYARD

PLAN
SCALE: 1" = 8'-0"

90% DESIGN - NOT FOR CONSTRUCTION

DSGN	A HOLDER				
DR	R TENDICK				
CHK	D WALTERS				
APVD	M FAHA	NO.	DATE	REVISION	BY

VERIFY SCALE
BAR IS ONE INCH ON ORIGINAL DRAWING.
IF NOT ONE INCH ON THIS SHEET, ADJUST SCALES ACCORDINGLY.



GreenWorks, P.C.
Landscape Architecture
Environmental Design
24 NW 2nd Avenue, Suite 100
Portland, Oregon 97209
Ph: 503.222.5810 / F: 503.222.2283
Email: info@greenworkspc.com



Willamette Water Supply
Our Reliable Water
WILLAMETTE WATER SUPPLY PROGRAM
WATER TREATMENT PLANT_1.0

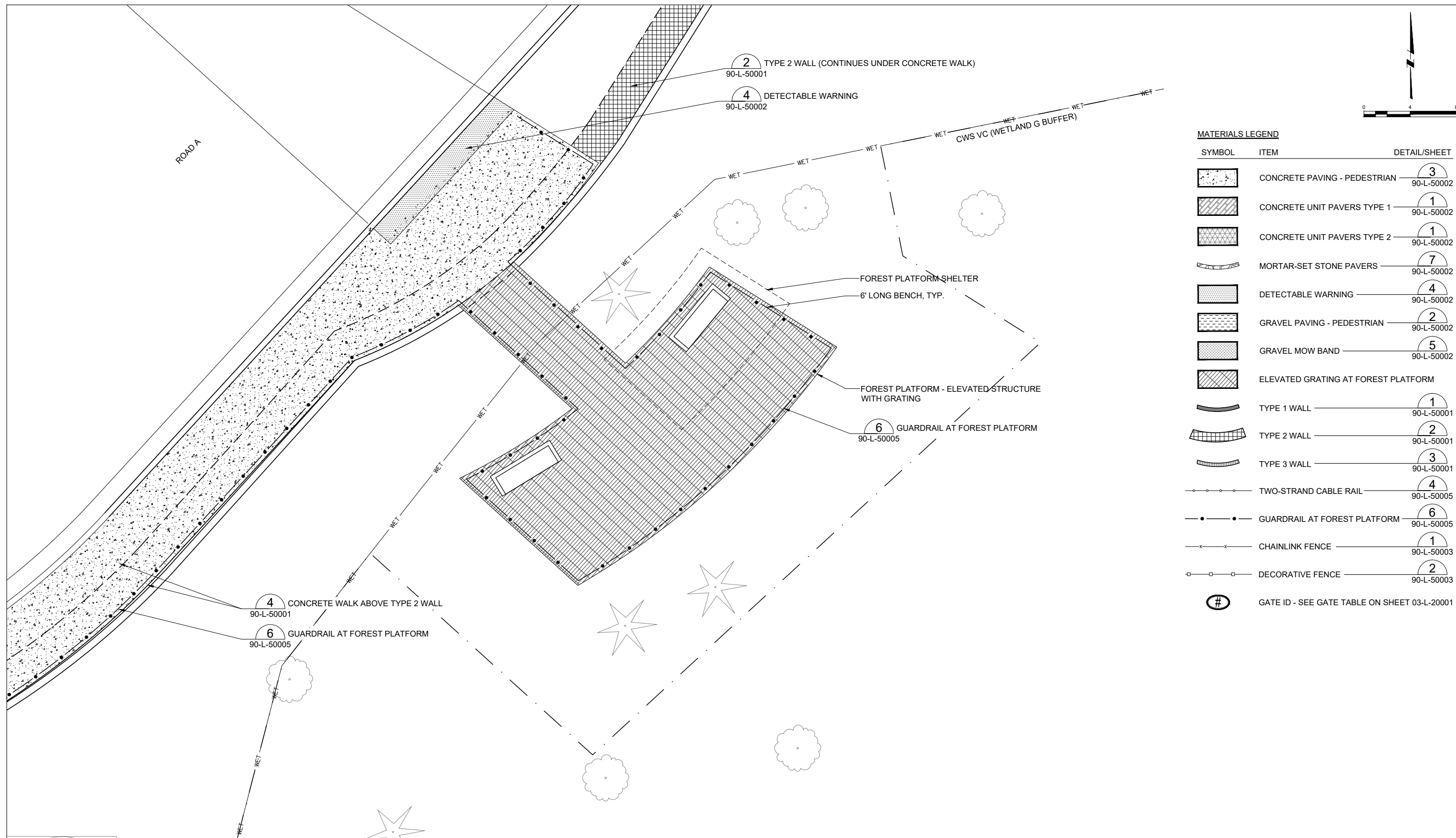
CDM Smith
1220 SW Morrison Street, Suite 200
Portland, OR 97205
Tel: (503) 232-1800

SITE
LANDSCAPE ARCHITECTURE
HARDSCAPE ENLARGEMENT
ADMINISTRATION BUILDING BACK COURTYARD

SHEET	
DWG #	03-L-20202
DATE	AUG 2020
PROJ	WTP_1.0

PLOT DATE AND TIME: 8/21/2020 1:10 PM

FOR LAND USE PERMITTING (EXHIBIT B)



MATERIALS LEGEND

SYMBOL	ITEM	DETAIL/SHEET
	CONCRETE PAVING - PEDESTRIAN	3 90-L-50002
	CONCRETE UNIT PAVERS TYPE 1	1 90-L-50002
	CONCRETE UNIT PAVERS TYPE 2	1 90-L-50002
	MORTAR-SET STONE PAVERS	7 90-L-50002
	DETECTABLE WARNING	4 90-L-50002
	GRAVEL PAVING - PEDESTRIAN	2 90-L-50002
	GRAVEL MOW BAND	5 90-L-50002
	ELEVATED GRATING AT FOREST PLATFORM	
	TYPE 1 WALL	1 90-L-50001
	TYPE 2 WALL	2 90-L-50001
	TYPE 3 WALL	3 90-L-50001
	TWO-STRAND CABLE RAIL	4 90-L-50005
	GUARDRAIL AT FOREST PLATFORM	6 90-L-50005
	CHAINLINK FENCE	1 90-L-50003
	DECORATIVE FENCE	2 90-L-50003
	GATE ID - SEE GATE TABLE ON SHEET 03-L-20001	

SHEET B-059: HARDSCAPE ENLARGEMENT - FOREST PLATFORM

PLAN
SCALE: 1" = 4'-0"

90% DESIGN - NOT FOR CONSTRUCTION

DSGN	A HOLDER				
DR	R TENDICK				
CHK	D WALTERS				
APVD	M FAHA	NO.	DATE	REVISION	BY

VERIFY SCALE
BAR IS ONE INCH ON ORIGINAL DRAWING.
0 1"
IF NOT ONE INCH ON THIS SHEET, ADJUST SCALES ACCORDINGLY.

GreenWorks, P.C.
Landscape Architecture
Environmental Design
24 NW 2nd Avenue, Suite 100
Portland, Oregon 97209
Ph: 503.222.5810 / F: 503.222.2283
Email: info@greenworkspc.com



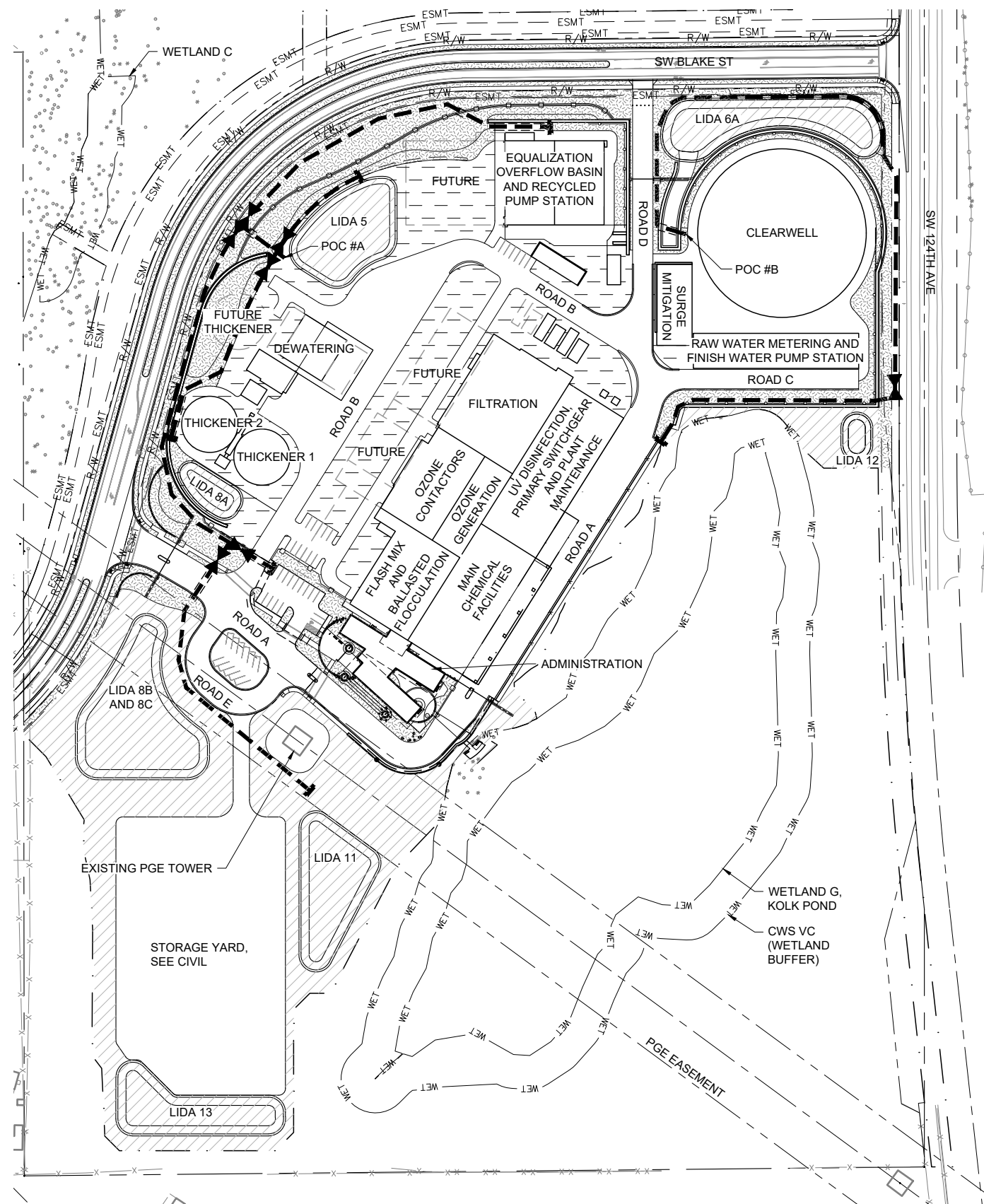
Willamette Water Supply
Our Reliable Water
WILLAMETTE WATER SUPPLY PROGRAM
WATER TREATMENT PLANT_1.0

CDM Smith
1220 SW Morrison Street, Suite 200
Portland, OR 97205
Tel: (503) 232-1800

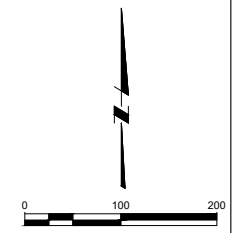
SITE LANDSCAPE ARCHITECTURE HARDSCAPE ENLARGEMENT FOREST PLATFORM	
SHEET	DWG # 03-L-20301
DATE	AUG 2020
PROJ	WTP_1.0

PLOT DATE AND TIME: 8/21/2020 1:10 PM

FOR LAND USE PERMITTING (EXHIBIT B)



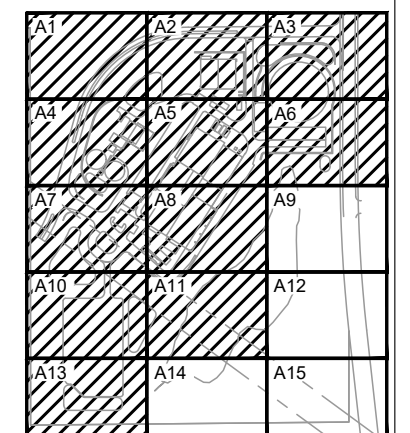
HALF-STREET FRONTAGE AND RIGHT-OF-WAY (ROW) IMPROVEMENTS FOR SW 124TH AVE ARE STILL BEING COORDINATED AMONGST STAKEHOLDERS INCLUDING THE CITY AND COUNTY. THEREFORE, IMPROVEMENTS ARE NOT YET SHOWN BUT WILL BE SHOWN ON FUTURE VERSIONS OF THIS DRAWING



IRRIGATION LEGEND

- POC POINTS OF CONNECTION - CONNECT TO PLANT'S INTERNAL WATER SUPPLY SYSTEM
- MAINLINE
- - - - - SLEEVING
- ⋈ GATE VALVE
- ▨ PERMANENT IRRIGATION
- ▧ TEMPORARY IRRIGATION SYSTEM FOR ESTABLISHMENT OF RESTORATION AND STORMWATER PLANTING (DESIGN-BUILD)
- ▤ IRRIGATED LAWN (DESIGN BUILD)

KEY MAP



90% DESIGN - NOT FOR CONSTRUCTION

OVERALL PLAN
SCALE: 1" = 100'-0"

SHEET B-060: IRRIGATION OVERALL PLAN

DSGN	B DEAN					
DR	B DEAN					
CHK	D WALTERS					
APVD	M FAHA	NO.	DATE	REVISION	BY	APVD

VERIFY SCALE BAR IS ONE INCH ON ORIGINAL DRAWING.
IF NOT ONE INCH ON THIS SHEET, ADJUST SCALES ACCORDINGLY.



GreenWorks, P.C.
Landscape Architecture
Environmental Design
24 NW 2nd Avenue, Suite 100
Portland, Oregon 97209
PH: 503.222.5819/F: 503.222.2283
Email: info@greenworkspc.com



Willamette Water Supply
Our Reliable Water
WILLAMETTE WATER SUPPLY PROGRAM
WATER TREATMENT PLANT_1.0

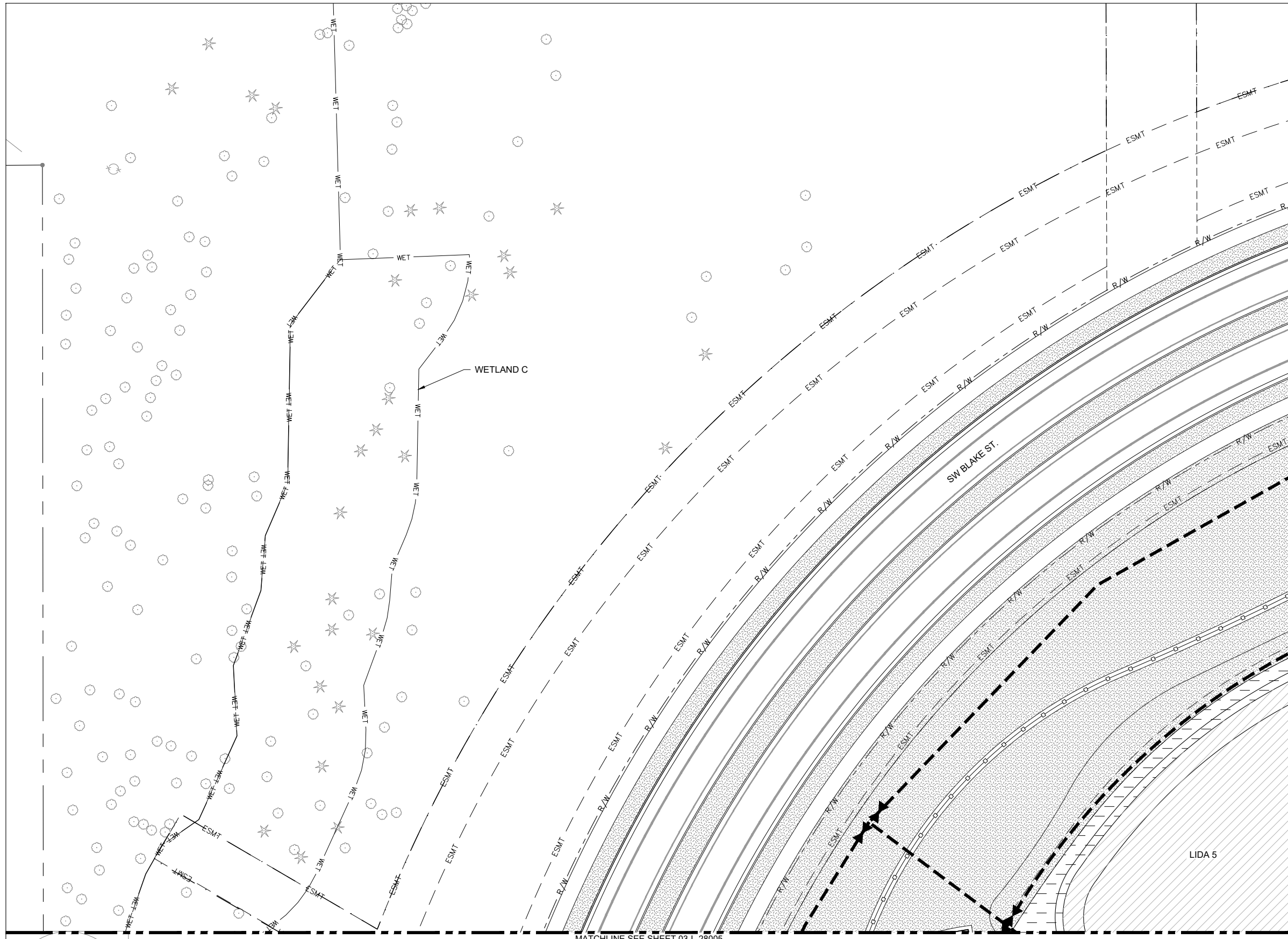
CDM Smith
1220 SW Morrison Street, Suite 200
Portland, OR 97205
Tel: (503) 232-1800

SITE
LANDSCAPE ARCHITECTURE
IRRIGATION
OVERALL PLAN, LEGEND & NOTES

SHEET	DWG #	03-L-28001
DATE	AUG 2020	
PROJ	WTP_1.0	

PLOT DATE AND TIME: 8/21/2020 1:10 PM

FOR LAND USE PERMITTING (EXHIBIT B)

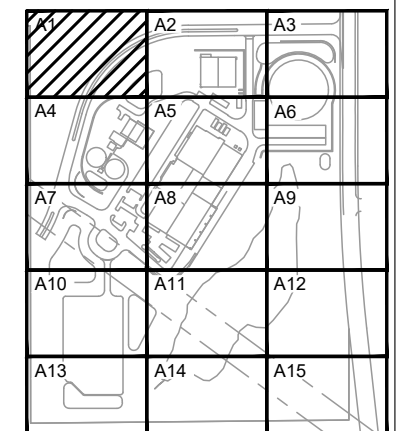


IRRIGATION LEGEND

- POC POINTS OF CONNECTION - CONNECT TO PLANT'S INTERNAL WATER SUPPLY SYSTEM
- MAINLINE
- SLEEVING
- GATE VALVE
- PERMANENT IRRIGATION
- TEMPORARY IRRIGATION SYSTEM FOR ESTABLISHMENT OF RESTORATION AND STORMWATER PLANTING (DESIGN-BUILD)
- IRRIGATED LAWN (DESIGN-BUILD)

- NOTES:**
- SEE SHEETS 03-L-51001 AND 03-L-51002 FOR IRRIGATION DETAILS

KEY MAP



90% DESIGN - NOT FOR CONSTRUCTION

SHEET B-061: IRRIGATION PLAN AREA A1

PLAN
SCALE: 1" = 20'-0"

DSGN	A HOLDER				
DR	RON TENDICK				
CHK	D WALTERS				
APVD	M FAHA	NO.	DATE	REVISION	BY

VERIFY SCALE
BAR IS ONE INCH ON ORIGINAL DRAWING.
0" = 1"
IF NOT ONE INCH ON THIS SHEET, ADJUST SCALES ACCORDINGLY.



GreenWorks, P.C.
Landscape Architecture
Environmental Design
24 NW 2nd Avenue, Suite 100
Portland, Oregon 97209
PH: 503.222.5810/F: 503.222.2283
Email: info@greenworkspc.com



Willamette Water Supply
Our Reliable Water
WILLAMETTE WATER SUPPLY PROGRAM
WATER TREATMENT PLANT_1.0

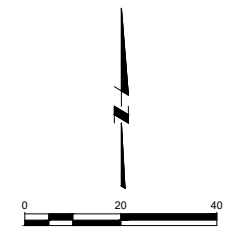
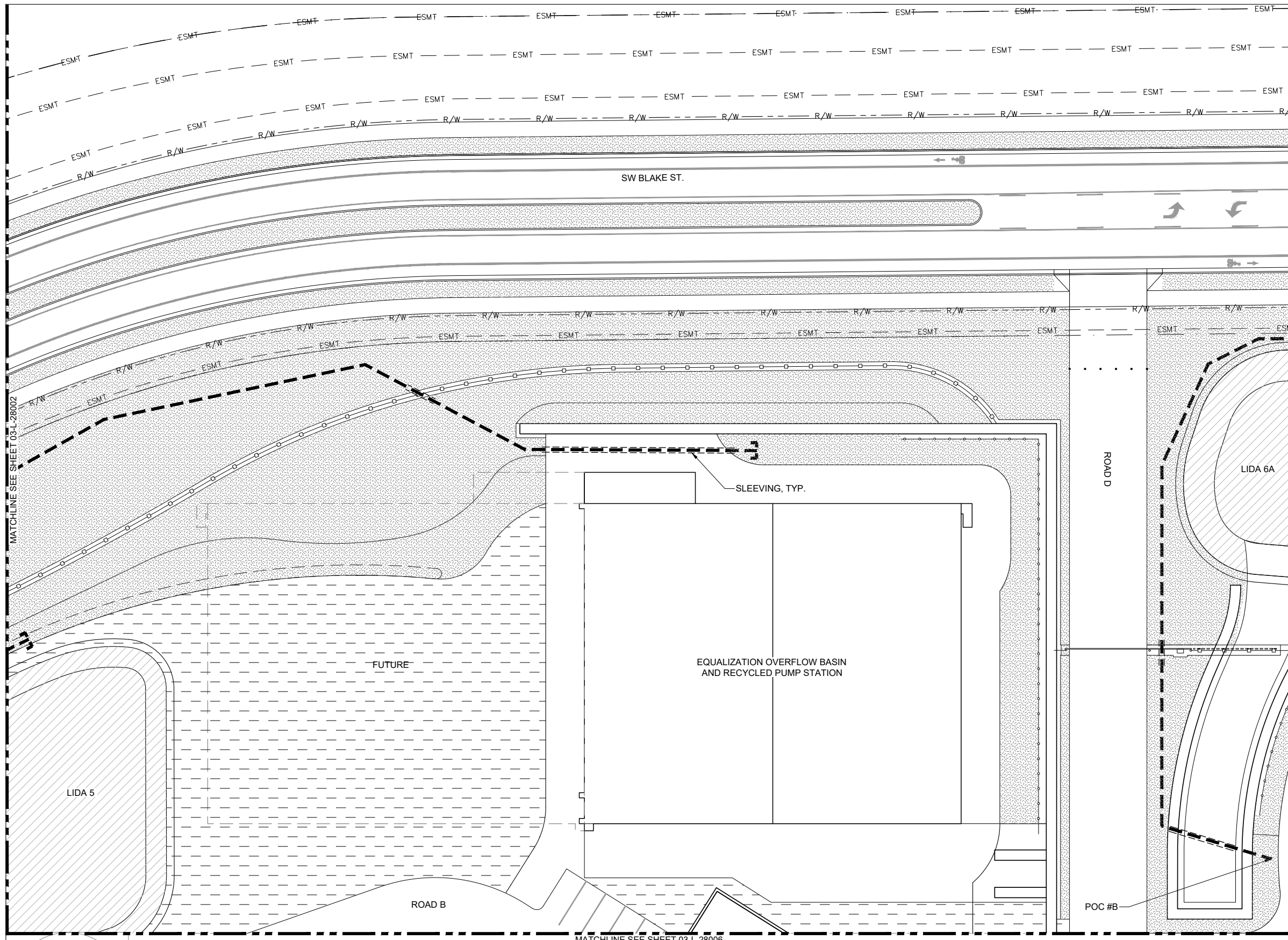
CDM Smith
1220 SW Morrison Street, Suite 200
Portland, OR 97205
Tel: (503) 232-1800

SITE
LANDSCAPE ARCHITECTURE
IRRIGATION PLAN A1

SHEET	DWG #	03-L-28002
DATE	AUG 2020	
PROJ	WTP_1.0	

PLOT DATE AND TIME: 8/21/2020 1:10 PM

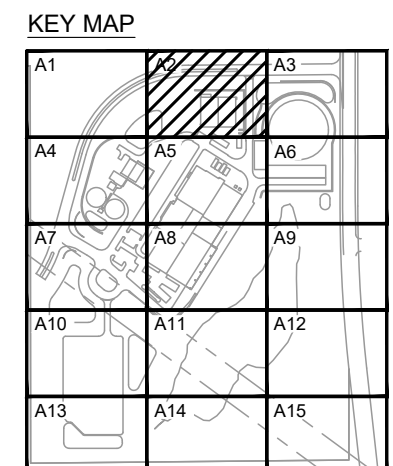
FOR LAND USE PERMITTING (EXHIBIT B)



IRRIGATION LEGEND

- POC POINTS OF CONNECTION - CONNECT TO PLANT'S INTERNAL WATER SUPPLY SYSTEM
- MAINLINE
- - - - - SLEEVING
- ⊞ GATE VALVE
- [Stippled Box] PERMANENT IRRIGATION
- [Diagonal Line Box] TEMPORARY IRRIGATION SYSTEM FOR ESTABLISHMENT OF RESTORATION AND STORMWATER PLANTING (DESIGN-BUILD)
- [Dotted Box] IRRIGATED LAWN (DESIGN-BUILD)

- NOTES:**
- SEE SHEETS 03-L-51001 AND 03-L-51002 FOR IRRIGATION DETAILS



SHEET B-062: IRRIGATION PLAN AREA A2

PLAN
SCALE: 1" = 20'-0"

DSGN	A HOLDER					
DR	B DEAN					
CHK	D WALTERS					
APVD	M FAHA	NO.	DATE	REVISION	BY	APVD

VERIFY SCALE
BAR IS ONE INCH ON ORIGINAL DRAWING.
IF NOT ONE INCH ON THIS SHEET, ADJUST SCALES ACCORDINGLY.

GreenWorks, P.C.
Landscape Architecture
Environmental Design
24 NW 2nd Avenue, Suite 100
Portland, Oregon 97209
Ph: 503.222.5810 / F: 503.222.2283
Email: info@greenworkspc.com



Willamette Water Supply
Our Reliable Water
WILLAMETTE WATER SUPPLY PROGRAM
WATER TREATMENT PLANT_1.0

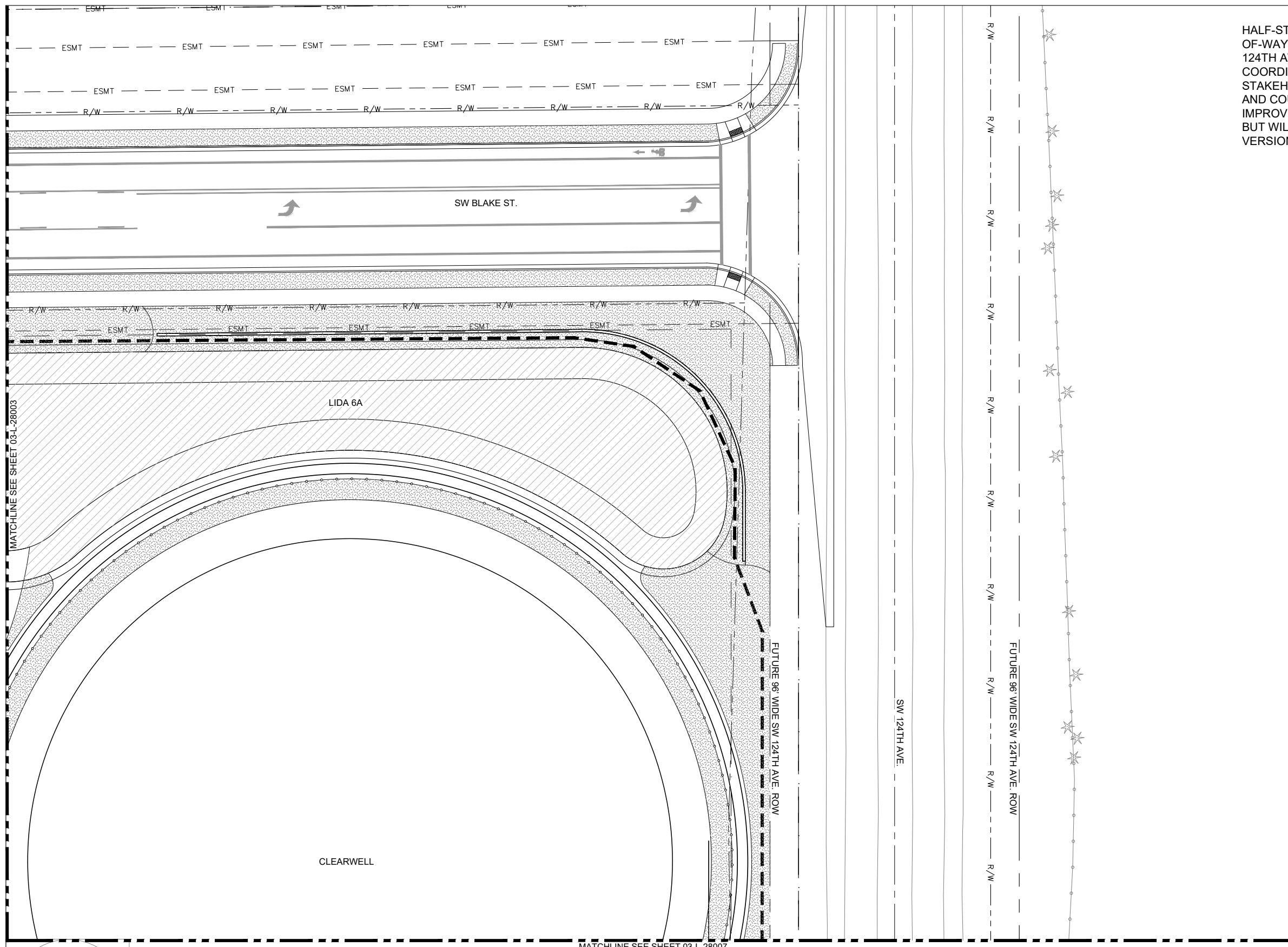
CDM Smith
1220 SW Morrison Street, Suite 200
Portland, OR 97205
Tel: (503) 232-1800

SITE
LANDSCAPE ARCHITECTURE
IRRIGATION PLAN A2

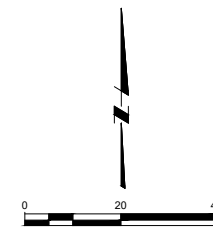
SHEET	DWG # 03-L-28003
DATE	AUG 2020
PROJ	WTP_1.0

90% DESIGN - NOT FOR CONSTRUCTION

FOR LAND USE PERMITTING (EXHIBIT B)



HALF-STREET FRONTAGE AND RIGHT-OF-WAY (ROW) IMPROVEMENTS FOR SW 124TH AVE ARE STILL BEING COORDINATED AMONGST STAKEHOLDERS INCLUDING THE CITY AND COUNTY. THEREFORE, IMPROVEMENTS ARE NOT YET SHOWN BUT WILL BE SHOWN ON FUTURE VERSIONS OF THIS DRAWING



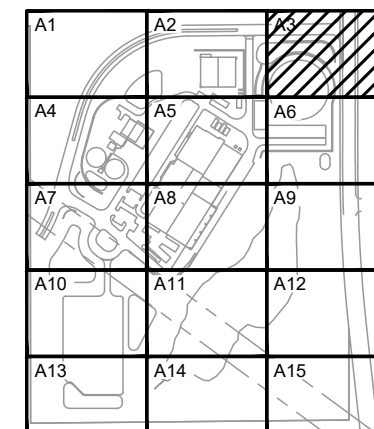
IRRIGATION LEGEND

- POC POINTS OF CONNECTION - CONNECT TO PLANT'S INTERNAL WATER SUPPLY SYSTEM
- MAINLINE
- - - SLEEVING
- ⋈ GATE VALVE
- [Stippled Box] PERMANENT IRRIGATION
- [Diagonal Line Box] TEMPORARY IRRIGATION SYSTEM FOR ESTABLISHMENT OF RESTORATION AND STORMWATER PLANTING (DESIGN-BUILD)
- [Dashed Line Box] IRRIGATED LAWN (DESIGN-BUILD)

NOTES:

- SEE SHEETS 03-L-51001 AND 03-L-51002 FOR IRRIGATION DETAILS

KEY MAP



90% DESIGN - NOT FOR CONSTRUCTION

SHEET B-063: IRRIGATION PLAN AREA A3

PLAN
SCALE: 1" = 20'-0"

DSGN	A HOLDER				
DR	B DEAN				
CHK	D WALTERS				
APVD	M FAHA	NO.	DATE	REVISION	BY

VERIFY SCALE
BAR IS ONE INCH ON ORIGINAL DRAWING.
0 [Symbol] 1"
IF NOT ONE INCH ON THIS SHEET, ADJUST SCALES ACCORDINGLY.



GreenWorks, P.C.
Landscape Architecture
Environmental Design
24 NW 2nd Avenue, Suite 100
Portland, Oregon 97209
PH: 503.222.5810/F: 503.222.2283
Email: info@greenworkspc.com



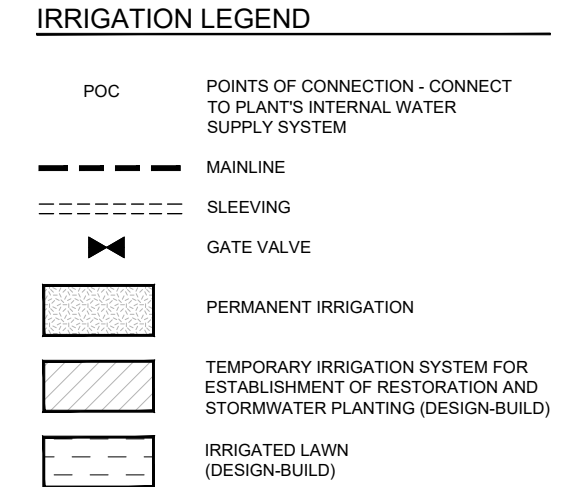
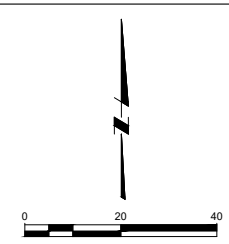
Willamette Water Supply
Our Reliable Water
WILLAMETTE WATER SUPPLY PROGRAM
WATER TREATMENT PLANT_1.0

CDM Smith
1220 SW Morrison Street, Suite 200
Portland, OR 97205
Tel: (503) 232-1800

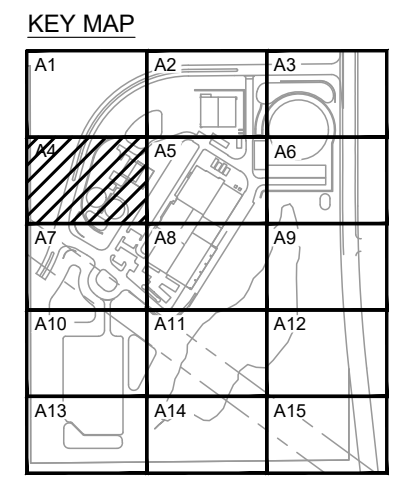
SITE
LANDSCAPE ARCHITECTURE
IRRIGATION PLAN A3

SHEET	DWG # 03-L-28004
DATE	AUG 2020
PROJ	WTP_1.0

FOR LAND USE PERMITTING (EXHIBIT B)



NOTES:
 1. SEE SHEETS 03-L-51001 AND 03-L-51002 FOR IRRIGATION DETAILS



SHEET B-064: IRRIGATION PLAN AREA A4

PLAN
 SCALE: 1" = 20'-0"

DSGN	A HOLDER				
DR	B DEAN				
CHK	D WALTERS				
APVD	M FAHA	NO.	DATE	REVISION	BY

VERIFY SCALE
 BAR IS ONE INCH ON ORIGINAL DRAWING.
 IF NOT ONE INCH ON THIS SHEET, ADJUST SCALES ACCORDINGLY.

GreenWorks, P.C.
 Landscape Architecture
 Environmental Design
 24 NW 2nd Avenue, Suite 100
 Portland, Oregon 97209
 PH: 503.222.5819/F: 503.222.2283
 Email: info@greenworks-pc.com



Willamette Water Supply
 Our Reliable Water
 WILLAMETTE WATER SUPPLY PROGRAM
 WATER TREATMENT PLANT_1.0

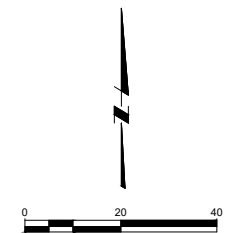
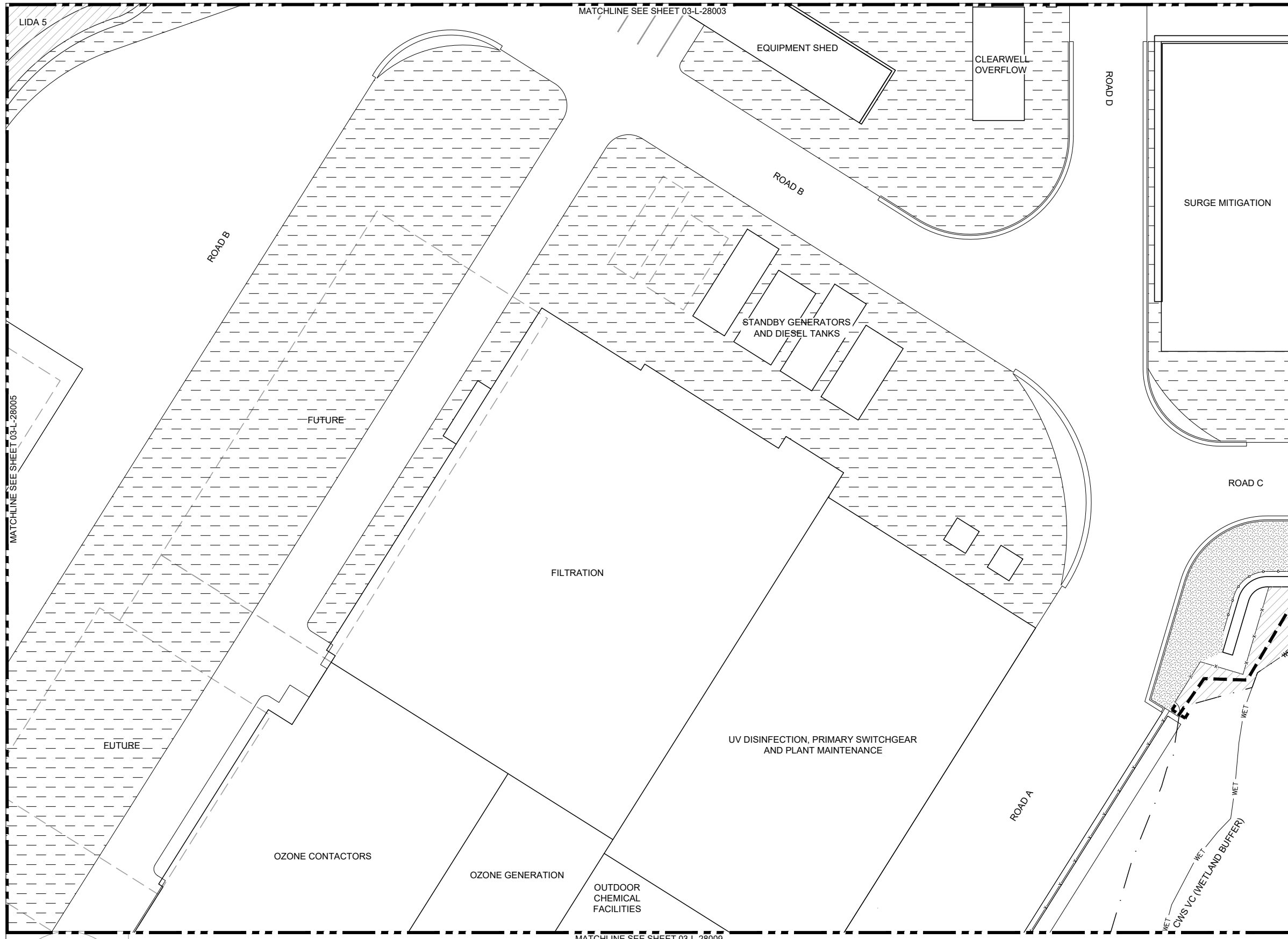
CDM Smith
 1220 SW Morrison Street, Suite 200
 Portland, OR 97205
 Tel: (503) 232-1800

SITE
 LANDSCAPE ARCHITECTURE
 IRRIGATION PLAN A4

SHEET	DWG #	03-L-28005
DATE	AUG 2020	
PROJ	WTP_1.0	

90% DESIGN - NOT FOR CONSTRUCTION

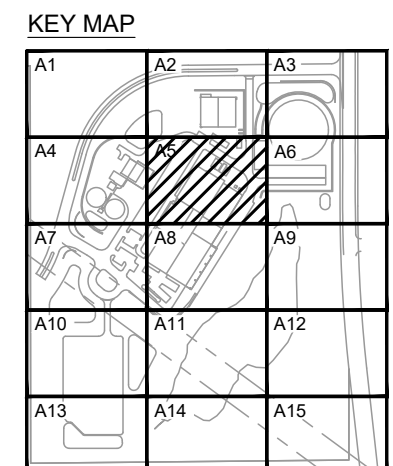
FOR LAND USE PERMITTING (EXHIBIT B)



IRRIGATION LEGEND

- POC POINTS OF CONNECTION - CONNECT TO PLANT'S INTERNAL WATER SUPPLY SYSTEM
- MAINLINE
- SLEEVING
- GATE VALVE
- PERMANENT IRRIGATION
- TEMPORARY IRRIGATION SYSTEM FOR ESTABLISHMENT OF RESTORATION AND STORMWATER PLANTING (DESIGN-BUILD)
- IRRIGATED LAWN (DESIGN-BUILD)

- NOTES:**
- SEE SHEETS 03-L-51001 AND 03-L-51002 FOR IRRIGATION DETAILS



90% DESIGN - NOT FOR CONSTRUCTION

SHEET B-065: IRRIGATION PLAN AREA A5

PLAN
SCALE: 1" = 20'-0"

DSGN	A HOLDER				
DR	B DEAN				
CHK	D WALTERS				
APVD	M FAHA	NO.	DATE	REVISION	BY

VERIFY SCALE
BAR IS ONE INCH ON ORIGINAL DRAWING.
IF NOT ONE INCH ON THIS SHEET, ADJUST SCALES ACCORDINGLY.

GreenWorks, P.C.
Landscape Architecture
Environmental Design
24 NW 2nd Avenue, Suite 100
Portland, Oregon 97209
Ph: 503.222.5810 / F: 503.222.2283
Email: info@greenworkspc.com



Willamette Water Supply
Our Reliable Water
WILLAMETTE WATER SUPPLY PROGRAM
WATER TREATMENT PLANT_1.0

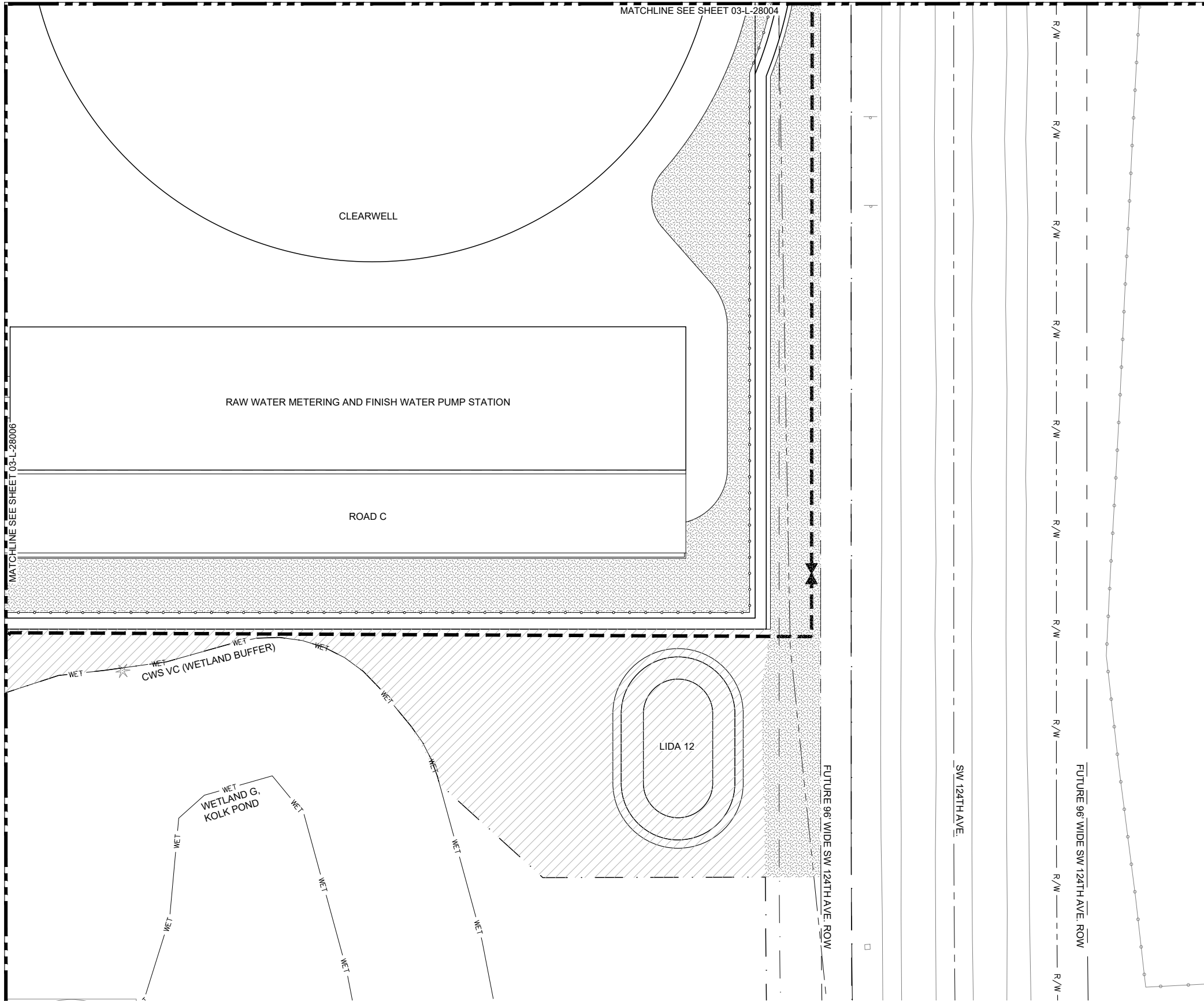
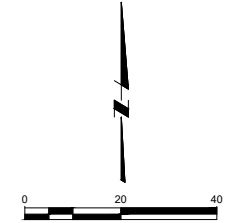
CDM Smith
1220 SW Morrison Street, Suite 200
Portland, OR 97205
Tel: (503) 232-1800

SITE
LANDSCAPE ARCHITECTURE
IRRIGATION PLAN A5

SHEET	DWG # 03-L-28006
DATE	AUG 2020
PROJ	WTP_1.0

FOR LAND USE PERMITTING (EXHIBIT B)

HALF-STREET FRONTAGE AND RIGHT-OF-WAY (ROW) IMPROVEMENTS FOR SW 124TH AVE ARE STILL BEING COORDINATED AMONGST STAKEHOLDERS INCLUDING THE CITY AND COUNTY. THEREFORE, IMPROVEMENTS ARE NOT YET SHOWN BUT WILL BE SHOWN ON FUTURE VERSIONS OF THIS DRAWING

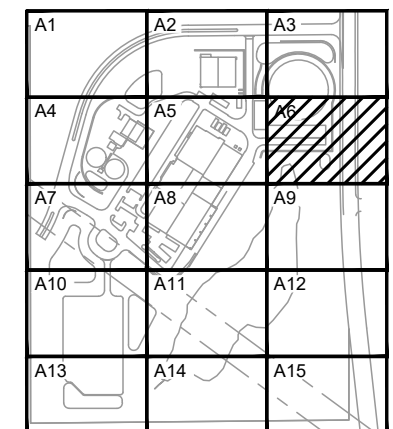


IRRIGATION LEGEND

- POC POINTS OF CONNECTION - CONNECT TO PLANT'S INTERNAL WATER SUPPLY SYSTEM
- MAINLINE
- SLEEVING
- GATE VALVE
- PERMANENT IRRIGATION
- TEMPORARY IRRIGATION SYSTEM FOR ESTABLISHMENT OF RESTORATION AND STORMWATER PLANTING (DESIGN-BUILD)
- IRRIGATED LAWN (DESIGN-BUILD)

- NOTES:**
- SEE SHEETS 03-L-51001 AND 03-L-51002 FOR IRRIGATION DETAILS

KEY MAP



SHEET B-066: IRRIGATION PLAN AREA A6

PLAN
SCALE: 1" = 20'-0"

DSGN	A HOLDER				
DR	B DEAN				
CHK	D WALTERS				
APVD	M FAHA	NO.	DATE	REVISION	BY

VERIFY SCALE
BAR IS ONE INCH ON ORIGINAL DRAWING.
IF NOT ONE INCH ON THIS SHEET, ADJUST SCALES ACCORDINGLY.



GreenWorks, P.C.
Landscape Architecture
Environmental Design
24 NW 2nd Avenue, Suite 100
Portland, Oregon 97209
PH: 503.222.5810/F: 503.222.2283
Email: info@greenworkspc.com



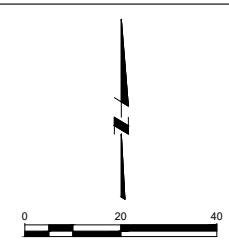
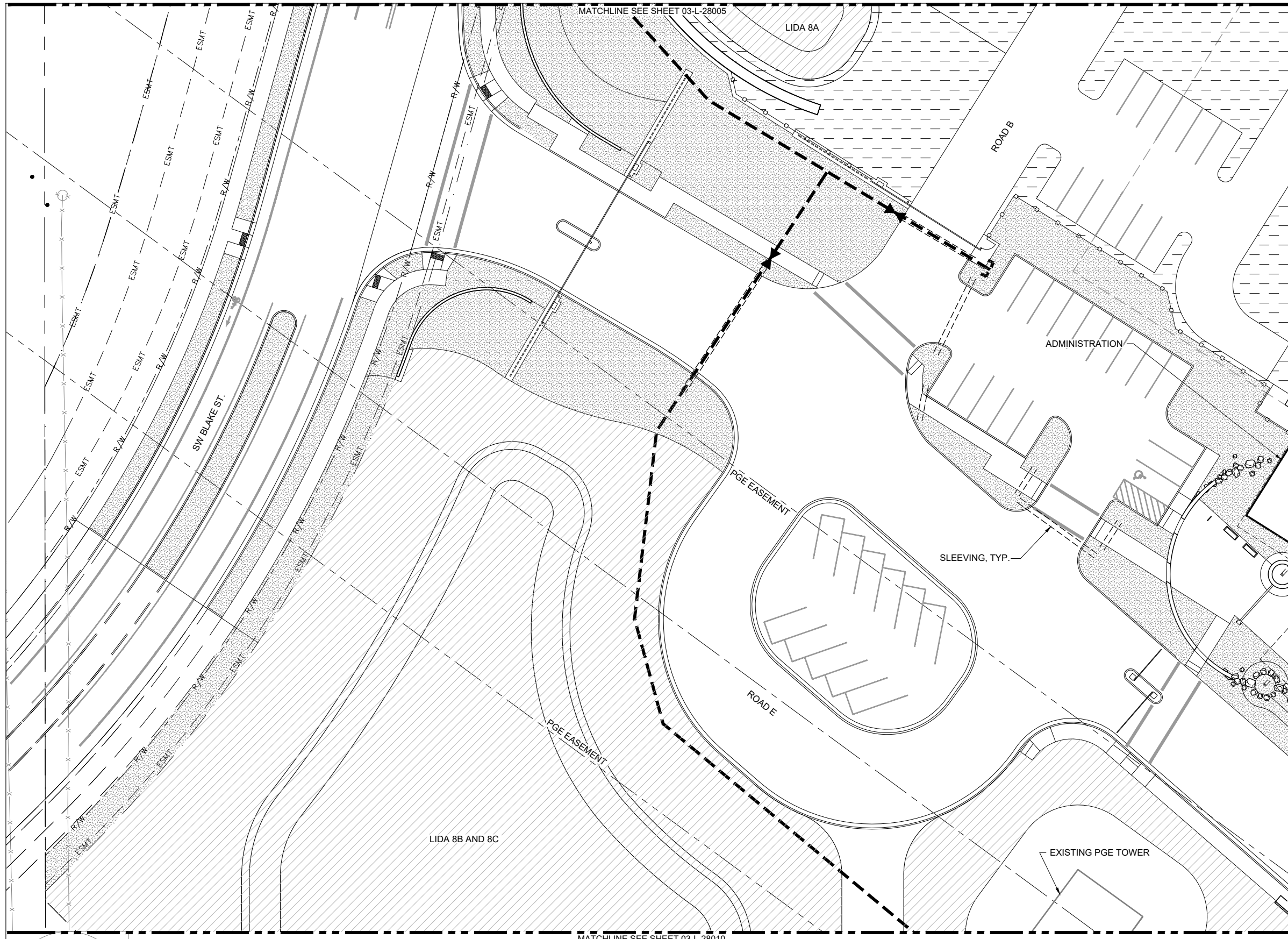
Willamette Water Supply
Our Reliable Water
WILLAMETTE WATER SUPPLY PROGRAM
WATER TREATMENT PLANT_1.0

CDM Smith
1220 SW Morrison Street, Suite 200
Portland, OR 97205
Tel: (503) 232-1800

SITE
LANDSCAPE ARCHITECTURE
IRRIGATION PLAN A6

SHEET	DWG #	03-L-28007
DATE	AUG 2020	
PROJ	WTP_1.0	

FOR LAND USE PERMITTING (EXHIBIT B)



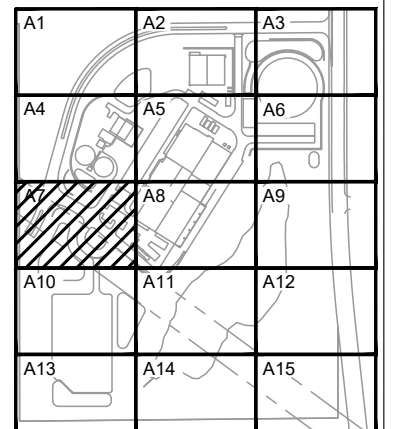
IRRIGATION LEGEND

- POC POINTS OF CONNECTION - CONNECT TO PLANT'S INTERNAL WATER SUPPLY SYSTEM
- MAINLINE
- SLEEVING
- GATE VALVE
- PERMANENT IRRIGATION
- TEMPORARY IRRIGATION SYSTEM FOR ESTABLISHMENT OF RESTORATION AND STORMWATER PLANTING (DESIGN-BUILD)
- IRRIGATED LAWN (DESIGN-BUILD)

NOTES:

- SEE SHEETS 03-L-51001 AND 03-L-51002 FOR IRRIGATION DETAILS

KEY MAP



90% DESIGN - NOT FOR CONSTRUCTION

SHEET B-067: IRRIGATION PLAN AREA A7

PLAN
SCALE: 1" = 20'-0"

DSGN	A HOLDER				
DR	B DEAN				
CHK	D WALTERS				
APVD	M FAHA	NO.	DATE	REVISION	BY

VERIFY SCALE
BAR IS ONE INCH ON ORIGINAL DRAWING.
IF NOT ONE INCH ON THIS SHEET, ADJUST SCALES ACCORDINGLY.



GreenWorks, P.C.
Landscape Architecture
Environmental Design
24 NW 2nd Avenue, Suite 100
Portland, Oregon 97209
Ph: (503) 222-9910 / F: (503) 222-2283
Email: info@greenworkspc.com



Willamette Water Supply
Our Reliable Water
WILLAMETTE WATER SUPPLY PROGRAM
WATER TREATMENT PLANT_1.0

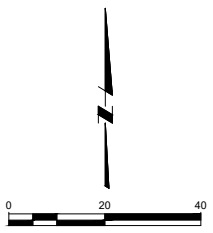
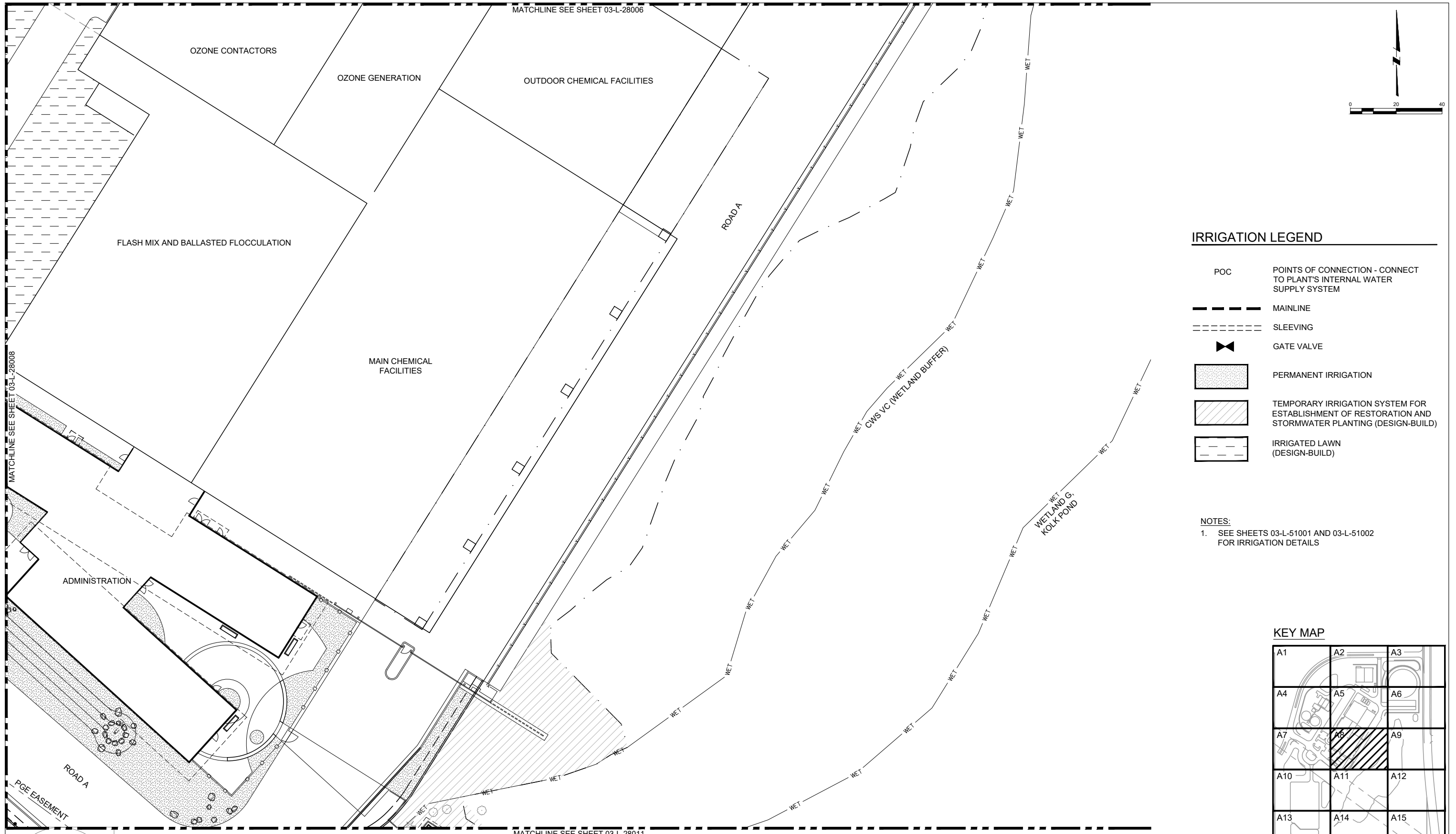
CDM Smith
1220 SW Morrison Street, Suite 200
Portland, OR 97205
Tel: (503) 232-1800

SITE
LANDSCAPE ARCHITECTURE
IRRIGATION PLAN A7

SHEET	DWG # 03-L-28008
DATE	AUG 2020
PROJ	WTP_1.0

PLOT DATE AND TIME: 8/21/2020 1:10 PM

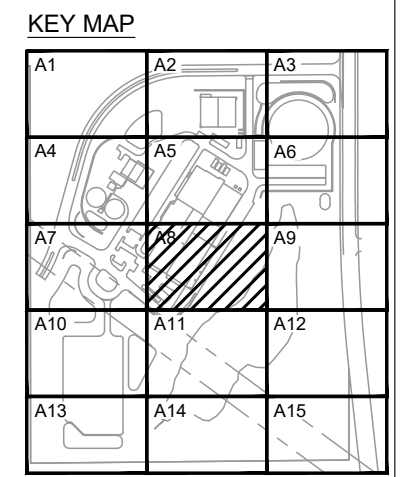
FOR LAND USE PERMITTING (EXHIBIT B)



IRRIGATION LEGEND

- POC POINTS OF CONNECTION - CONNECT TO PLANT'S INTERNAL WATER SUPPLY SYSTEM
- MAINLINE
- - - SLEEVING
- ⋈ GATE VALVE
- [Stippled Box] PERMANENT IRRIGATION
- [Diagonal Lines Box] TEMPORARY IRRIGATION SYSTEM FOR ESTABLISHMENT OF RESTORATION AND STORMWATER PLANTING (DESIGN-BUILD)
- [Dashed Box] IRRIGATED LAWN (DESIGN-BUILD)

NOTES:
 1. SEE SHEETS 03-L-51001 AND 03-L-51002 FOR IRRIGATION DETAILS



90% DESIGN - NOT FOR CONSTRUCTION

SHEET B-068: IRRIGATION PLAN AREA A8

PLAN
 SCALE: 1" = 20'-0"

DSGN	A HOLDER					
DR	B DEAN					
CHK	D WALTERS					
APVD	M FAHA	NO.	DATE	REVISION	BY	APVD

VERIFY SCALE
 BAR IS ONE INCH ON ORIGINAL DRAWING.
 IF NOT ONE INCH ON THIS SHEET, ADJUST SCALES ACCORDINGLY.

GreenWorks, P.C.
 Landscape Architecture
 Environmental Design
 24 NW 2nd Avenue, Suite 100
 Portland, Oregon 97209
 Ph: 503.222.9810 / F: 503.222.2283
 Email: info@greenworkspc.com



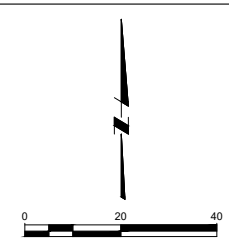
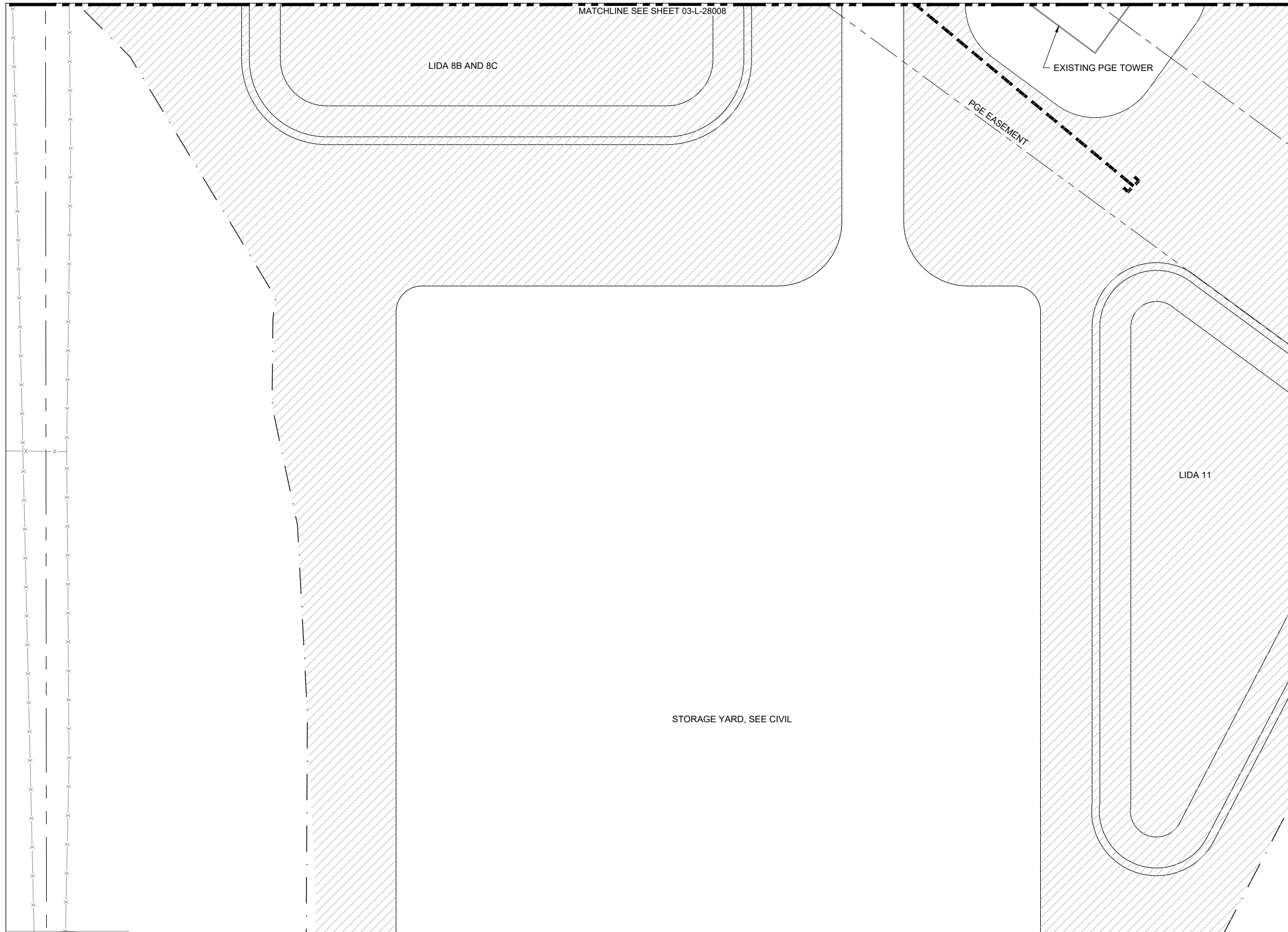
Willamette Water Supply
Our Reliable Water
 WILLAMETTE WATER SUPPLY PROGRAM
 WATER TREATMENT PLANT_1.0

1220 SW Morrison Street, Suite 200
 Portland, OR 97205
 Tel: (503) 232-1800

SITE
 LANDSCAPE ARCHITECTURE
 IRRIGATION PLAN A8

SHEET	DWG # 03-L-28009
DATE	AUG 2020
PROJ	WTP_1.0

FOR LAND USE PERMITTING (EXHIBIT B)

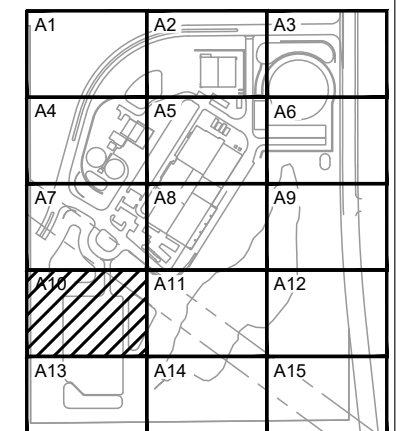


IRRIGATION LEGEND

- POC POINTS OF CONNECTION - CONNECT TO PLANT'S INTERNAL WATER SUPPLY SYSTEM
- MAINLINE
- SLEEVING
- GATE VALVE
- PERMANENT IRRIGATION
- TEMPORARY IRRIGATION SYSTEM FOR ESTABLISHMENT OF RESTORATION AND STORMWATER PLANTING (DESIGN-BUILD)
- IRRIGATED LAWN (DESIGN-BUILD)

- NOTES:**
- SEE SHEETS 03-L-51001 AND 03-L-51002 FOR IRRIGATION DETAILS

KEY MAP



90% DESIGN - NOT FOR CONSTRUCTION

SHEET B-069: IRRIGATION PLAN AREA A10

PLAN
SCALE: 1" = 20'-0"

DSGN	A HOLDER					
DR	B DEAN					
CHK	D WALTERS					
APVD	M FAHA	NO.	DATE	REVISION	BY	APVD

VERIFY SCALE
BAR IS ONE INCH ON ORIGINAL DRAWING.
IF NOT ONE INCH ON THIS SHEET, ADJUST SCALES ACCORDINGLY.



GreenWorks, P.C.
Landscape Architecture
Environmental Design
24 NW 2nd Avenue, Suite 100
Portland, Oregon 97209
Ph: 503.222.9810 / F: 503.222.2283
Email: info@greenworkspc.com



Willamette Water Supply
Our Reliable Water
WILLAMETTE WATER SUPPLY PROGRAM
WATER TREATMENT PLANT_1.0

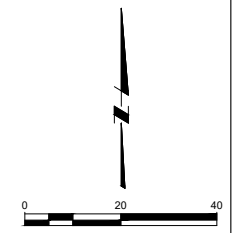
CDM Smith
1220 SW Morrison Street, Suite 200
Portland, OR 97205
Tel: (503) 232-1800

SITE
LANDSCAPE ARCHITECTURE
IRRIGATION PLAN A10

SHEET	DWG #	03-L-28010
DATE	AUG 2020	
PROJ	WTP_1.0	

PLOT DATE AND TIME: 8/21/2020 1:10 PM

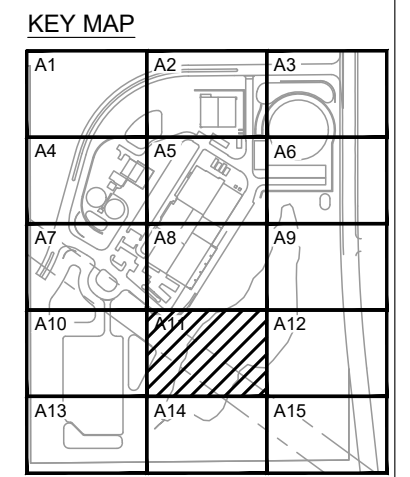
FOR LAND USE PERMITTING (EXHIBIT B)



IRRIGATION LEGEND

- POC POINTS OF CONNECTION - CONNECT TO PLANT'S INTERNAL WATER SUPPLY SYSTEM
- MAINLINE
- - - - SLEEVING
- ⋈ GATE VALVE
- [Hatched Box] PERMANENT IRRIGATION
- [Diagonal Line Box] TEMPORARY IRRIGATION SYSTEM FOR ESTABLISHMENT OF RESTORATION AND STORMWATER PLANTING (DESIGN-BUILD)
- [Dashed Box] IRRIGATED LAWN (DESIGN-BUILD)

- NOTES:**
- SEE SHEETS 03-L-51001 AND 03-L-51002 FOR IRRIGATION DETAILS



90% DESIGN - NOT FOR CONSTRUCTION

SHEET B-070: IRRIGATION PLAN AREA A11

PLAN
SCALE: 1" = 20'-0"

DSGN	A HOLDER				
DR	B DEAN				
CHK	D WALTERS				
APVD	M FAHA	NO.	DATE	REVISION	BY
					APVD

VERIFY SCALE
BAR IS ONE INCH ON ORIGINAL DRAWING.
0 [Scale Bar] 1"
IF NOT ONE INCH ON THIS SHEET, ADJUST SCALES ACCORDINGLY.

GreenWorks, P.C.
Landscape Architecture
Environmental Design
24 NW 2nd Avenue, Suite 100
Portland, Oregon 97209
Ph: 503.222.5810/F: 503.222.2283
Email: info@greenworkspc.com



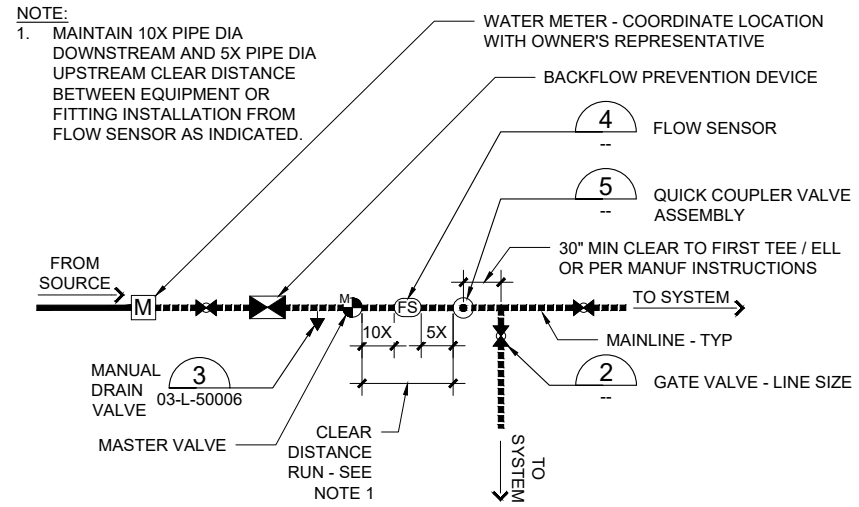
Willamette Water Supply
Our Reliable Water
WILLAMETTE WATER SUPPLY PROGRAM
WATER TREATMENT PLANT_1.0

CDM Smith
1220 SW Morrison Street, Suite 200
Portland, OR 97205
Tel: (503) 232-1800

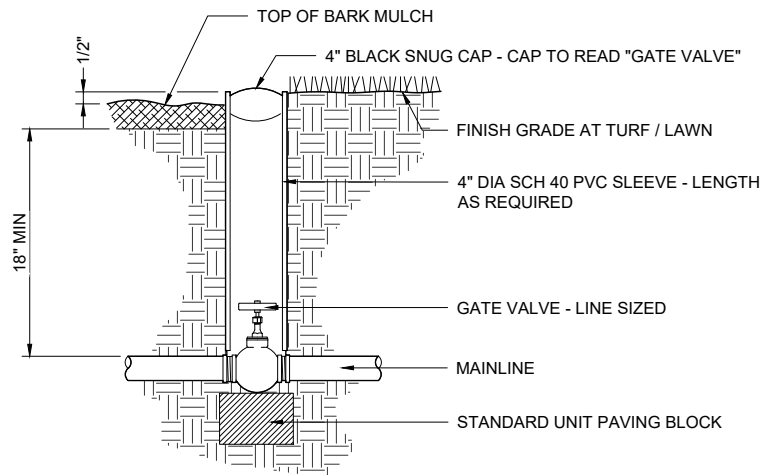
SITE
LANDSCAPE ARCHITECTURE
IRRIGATION PLAN A11

SHEET	DWG # 03-L-28011
DATE	AUG 2020
PROJ	WTP_1.0

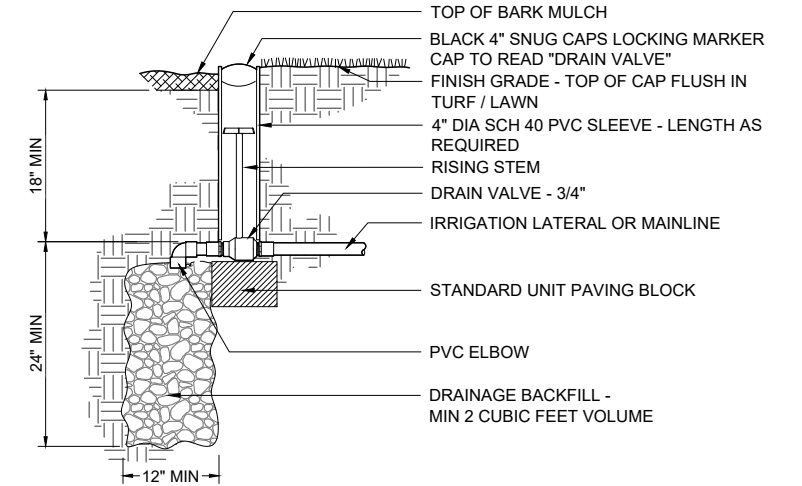
FOR LAND USE PERMITTING (EXHIBIT B)



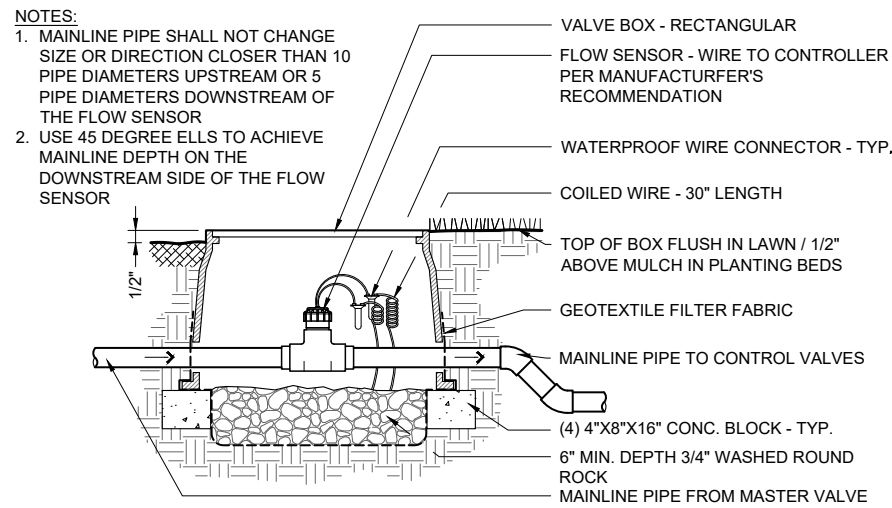
POINT OF CONNECTION DIAGRAM
NOT TO SCALE



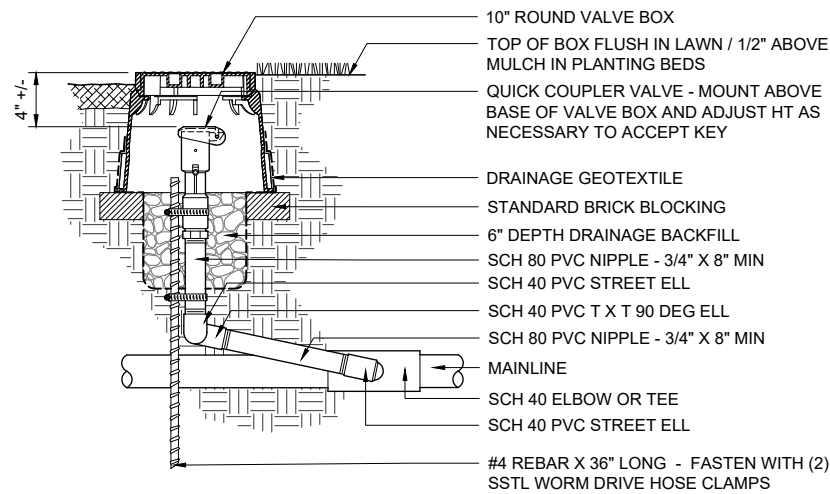
GATE VALVE
NOT TO SCALE



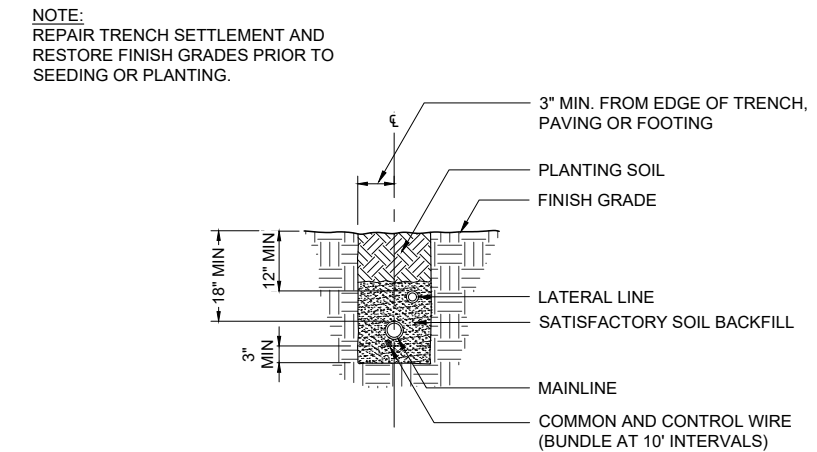
MANUAL DRAIN VALVE
NOT TO SCALE



FLOW SENSOR
NOT TO SCALE



QUICK COUPLER VALVE
NOT TO SCALE



TRENCHING IN PLANTING AREAS
NOT TO SCALE

SHEET B-071: IRRIGATION DETAILS 1

DSGN	STOECKLEIN					
DR	STOECKLEIN					
CHK	D WALTERS					
APVD	M FAHA	NO.	DATE	REVISION	BY	APVD

VERIFY SCALE
BAR IS ONE INCH ON ORIGINAL DRAWING.
IF NOT ONE INCH ON THIS SHEET, ADJUST SCALES ACCORDINGLY.

GreenWorks, P.C.
Landscape Architecture
Environmental Design
24 NW 2nd Avenue, Suite 100
Portland, Oregon 97209
Ph: 503.222.5810 / F: 503.222.2283
Email: info@greenworkspc.com



Willamette Water Supply
Our Reliable Water
WILLAMETTE WATER SUPPLY PROGRAM
WATER TREATMENT PLANT_1.0

CDM Smith
1220 SW Morrison Street, Suite 200
Portland, OR 97205
Tel: (503) 232-1600

STANDARD DETAILS
LANDSCAPE ARCHITECTURE
IRRIGATION DETAILS 1

SHEET	DWG # 03-L-51001
DATE	AUG 2020
PROJ	WTP_1.0

90% DESIGN - NOT FOR CONSTRUCTION

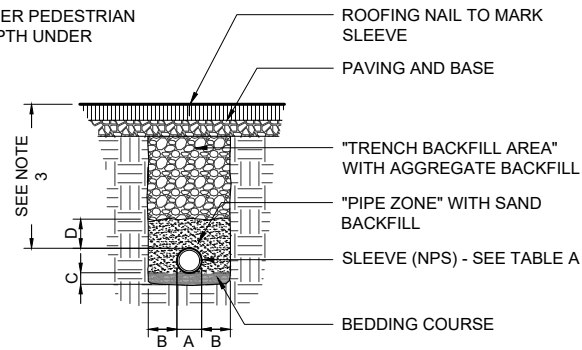
PLOT DATE AND TIME: 8/21/2020 1:10 PM

FOR LAND USE PERMITTING (EXHIBIT B)

NOTES:

1. EXTEND IRRIGATION SLEEVES 24" BEYOND EACH SIDE OF PAVING.
2. SLEEVE PIPE DIAMETER TO BE A MINIMUM OF TWO TIMES PIPE DIAMETER(S) IT CONTAINS.
3. 24" MINIMUM DEPTH UNDER PEDESTRIAN WALKS; 36" MINIMUM DEPTH UNDER VEHICULAR PAVING.

TABLE A			
A (NPS)	B	C	D
<4"	6"	4"	8"
4"	10"	4"	8"
6"	10"	4"	8"
8"	10"	6"	10"
10"	10"	6"	10"
12"	12"	6"	10"

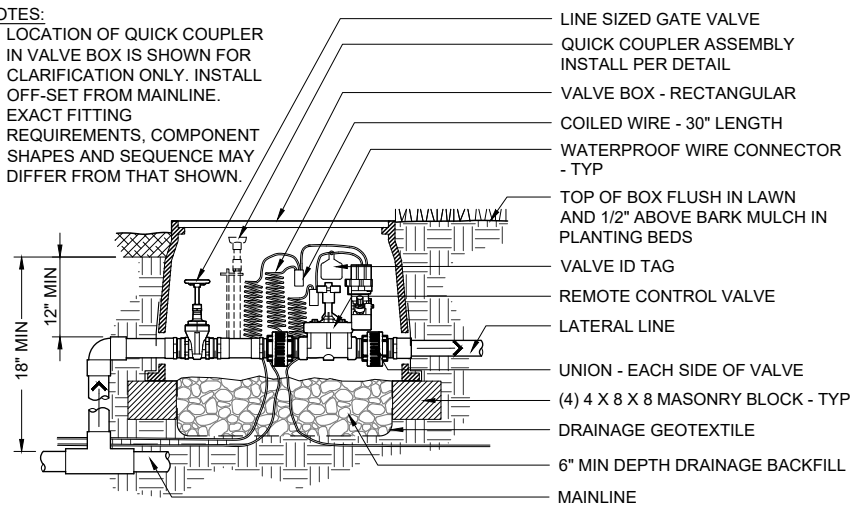


TRENCHING SLEEVE UNDER PAVEMENT
NOT TO SCALE

1

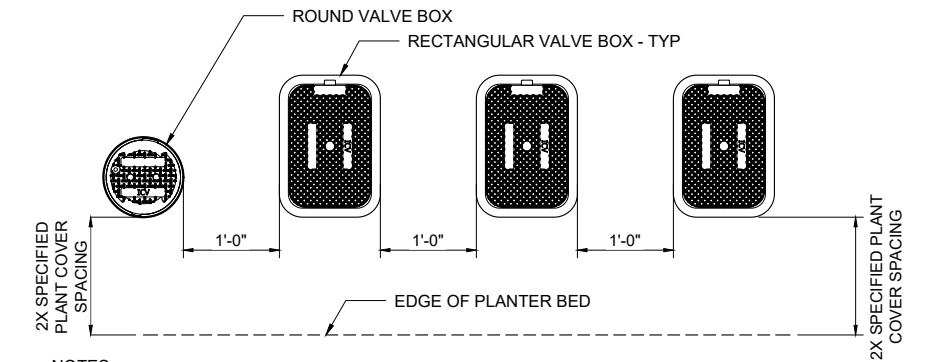
NOTES:

1. LOCATION OF QUICK COUPLER IN VALVE BOX IS SHOWN FOR CLARIFICATION ONLY. INSTALL OFF-SET FROM MAINLINE.
2. EXACT FITTING REQUIREMENTS, COMPONENT SHAPES AND SEQUENCE MAY DIFFER FROM THAT SHOWN.



REMOTE CONTROL VALVE ASSEMBLY
NOT TO SCALE

2



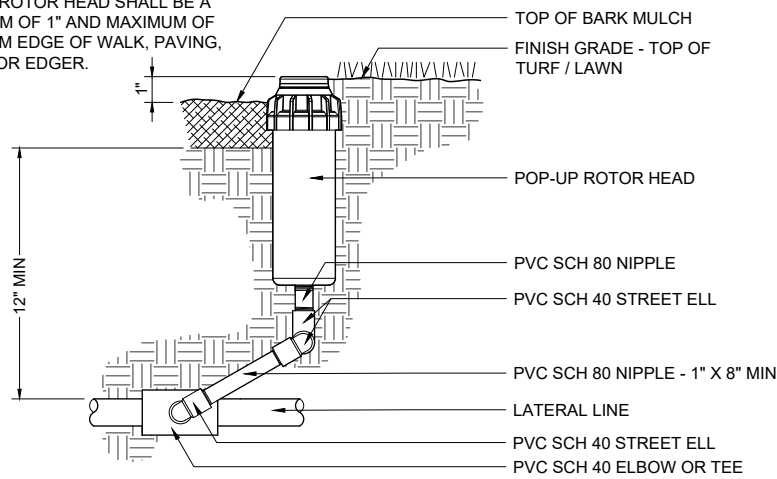
NOTES:

1. VALVE BOX LID COLOR SHALL BE PER IRRIGATION SPECIFICATIONS.
2. VALVE BOXES TO BE INSTALLED TO ALLOW FOR ORDERLY ARRANGEMENT.
3. LOCATION OF VALVE ASSEMBLIES SHALL BE STAKED FOR APPROVAL BY OWNER'S REPRESENTATIVE.
4. CENTER VALVE BOXES OVER VALVE ASSEMBLIES.
5. SET VALVE BOXES WITH TOPS AT EQUAL ELEVATIONS UNLESS STATED OTHERWISE.

VALVE BOX LAYOUT
NOT TO SCALE

3

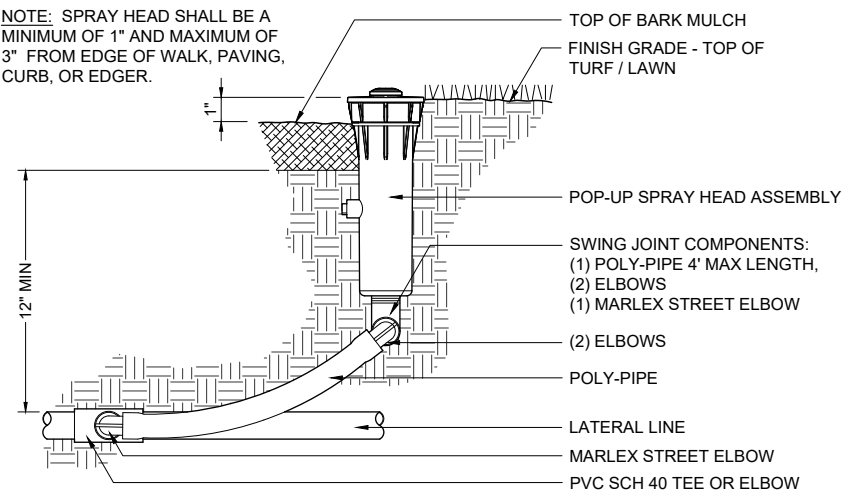
NOTE: ROTOR HEAD SHALL BE A MINIMUM OF 1" AND MAXIMUM OF 3" FROM EDGE OF WALK, PAVING, CURB, OR EDGER.



ROTOR HEAD
NOT TO SCALE

4

NOTE: SPRAY HEAD SHALL BE A MINIMUM OF 1" AND MAXIMUM OF 3" FROM EDGE OF WALK, PAVING, CURB, OR EDGER.

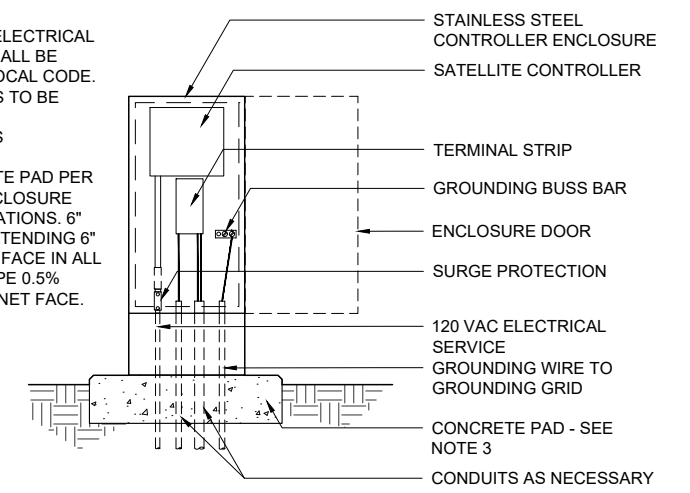


SPRAY HEAD
NOT TO SCALE

5

NOTES:

1. ALL WIRING AND ELECTRICAL CONNECTIONS SHALL BE INSTALLED PER LOCAL CODE.
2. ALL COMPONENTS TO BE INSTALLED PER MANUFACTURER'S SPECIFICATIONS.
3. INSTALL CONCRETE PAD PER CONTROLLER ENCLOSURE MANUF. SPECIFICATIONS. 6" MIN THICK PAD EXTENDING 6" BEYOND CABINET FACE IN ALL DIRECTIONS. SLOPE 0.5% AWAY FROM CABINET FACE.



CONTROLLER - PEDESTAL MOUNT
NOT TO SCALE

6

SHEET B-072: IRRIGATION DETAILS 2

DSGN	STOECKLEIN					
DR	STOECKLEIN					
CHK	D WALTERS					
APVD	M FAHA	NO.	DATE	REVISION	BY	APVD

VERIFY SCALE
BAR IS ONE INCH ON ORIGINAL DRAWING.
IF NOT ONE INCH ON THIS SHEET, ADJUST SCALES ACCORDINGLY.

GreenWorks, P.C.
Landscape Architecture
Environmental Design
24 NW 2nd Avenue, Suite 100
Portland, Oregon 97209
Ph: (503) 222-5810 / F: (503) 222-2283
Email: info@greenworkspc.com



Willamette Water Supply
Our Reliable Water
WILLAMETTE WATER SUPPLY PROGRAM
WATER TREATMENT PLANT_1.0

CDM Smith
1220 SW Morrison Street, Suite 200
Portland, OR 97205
Tel: (503) 232-1800

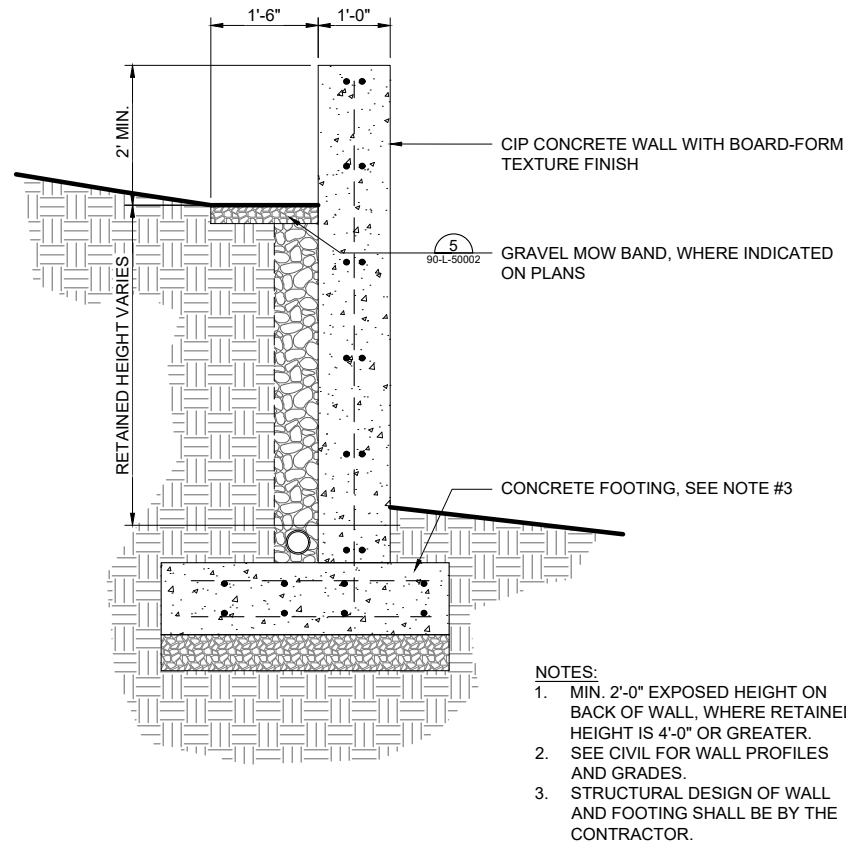
STANDARD DETAILS
LANDSCAPE ARCHITECTURE
IRRIGATION DETAILS 2

90% DESIGN - NOT FOR CONSTRUCTION

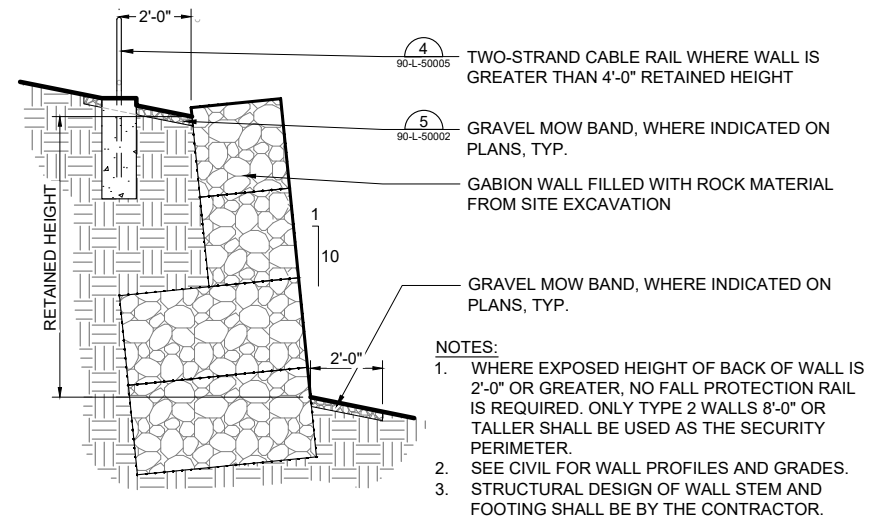
SHEET	DWG #	03-L-51002
DATE	AUG 2020	
PROJ	WTP_1.0	

PLOT DATE AND TIME: 8/21/2020 1:10 PM

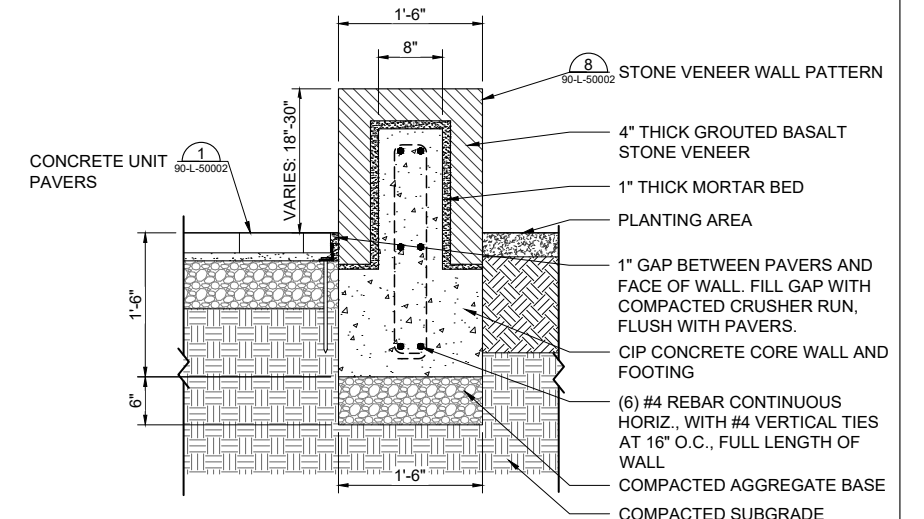
FOR LAND USE PERMITTING (EXHIBIT B)



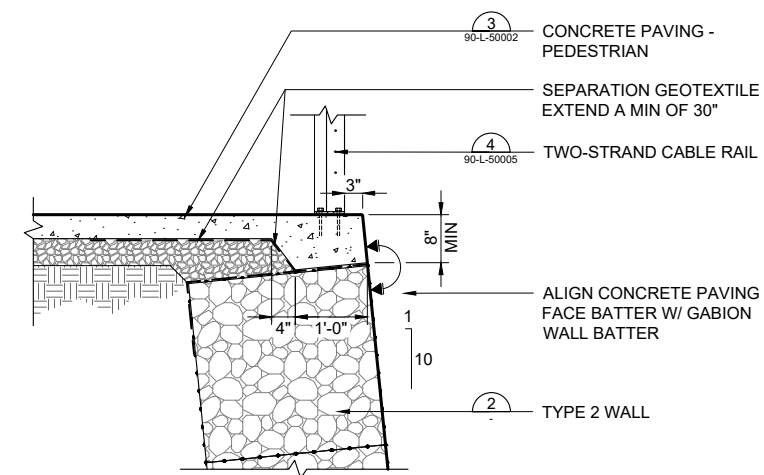
TYPE 1 WALL
SCALE: 3/4"=1'0" 1



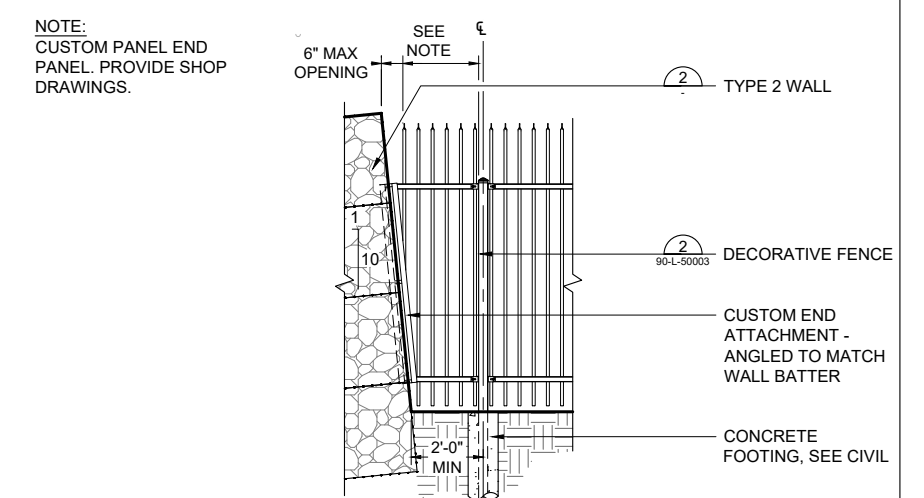
TYPE 2 WALL
SCALE: 3/8"=1'0" 2



TYPE 3 WALL
NOT TO SCALE 3



CONCRETE WALK ABOVE TYPE 2 WALL
NOT TO SCALE 4



FENCE TO WALL ATTACHMENT
NOT TO SCALE 6

SHEET B-073: LANDSCAPE ARCHITECTURAL SITE DETAILS 1

DSGN	A HOLDER				
DR	A HOLDER				
CHK	D WALTERS				
APVD	M FAHA	NO.	DATE	REVISION	BY

VERIFY SCALE
BAR IS ONE INCH ON ORIGINAL DRAWING.
IF NOT ONE INCH ON THIS SHEET, ADJUST SCALES ACCORDINGLY.

GreenWorks, P.C.
Landscape Architecture
Environmental Design
24 NW 2nd Avenue, Suite 100
Portland, Oregon 97209
Ph: 503.222.5810 / F: 503.222.2283
Email: info@greenworkspc.com



Willamette Water Supply
Our Reliable Water
WILLAMETTE WATER SUPPLY PROGRAM
WATER TREATMENT PLANT_1.0

CDM Smith
1220 SW Morrison Street, Suite 200
Portland, OR 97205
Tel: (503) 232-1800

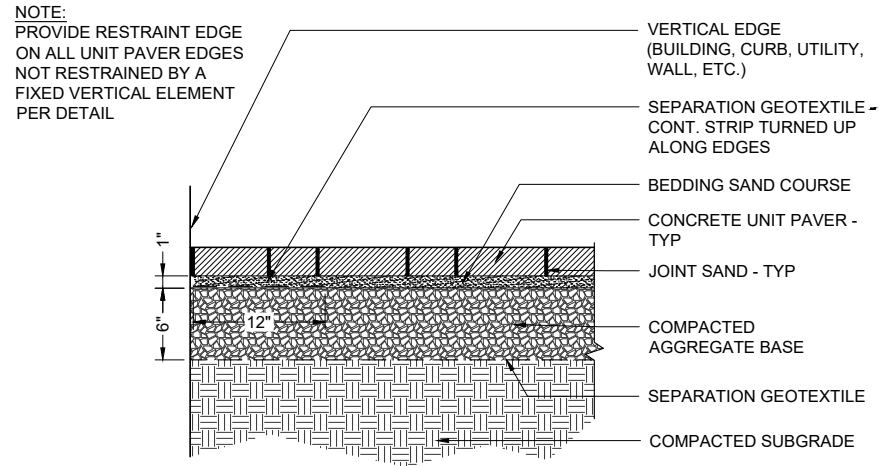
STANDARD DETAILS
LANDSCAPE ARCHITECTURE
SITE DETAILS 1

SHEET	DWG # 90-L-50001
DATE	AUG 2020
PROJ	WTP_1.0

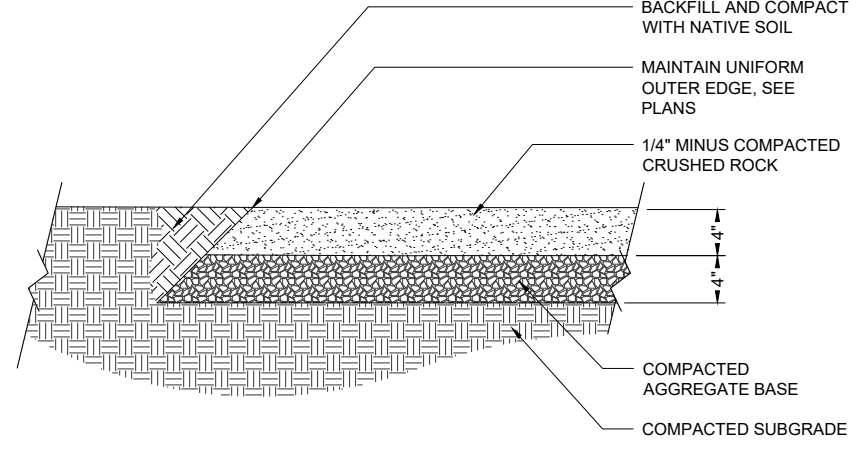
90% DESIGN - NOT FOR CONSTRUCTION

PLOT DATE AND TIME: 8/21/2020 1:10 PM

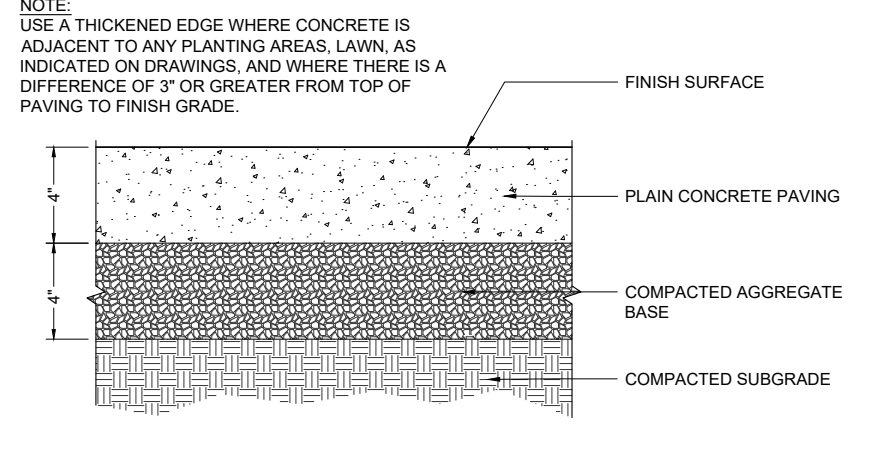
FOR LAND USE PERMITTING (EXHIBIT B)



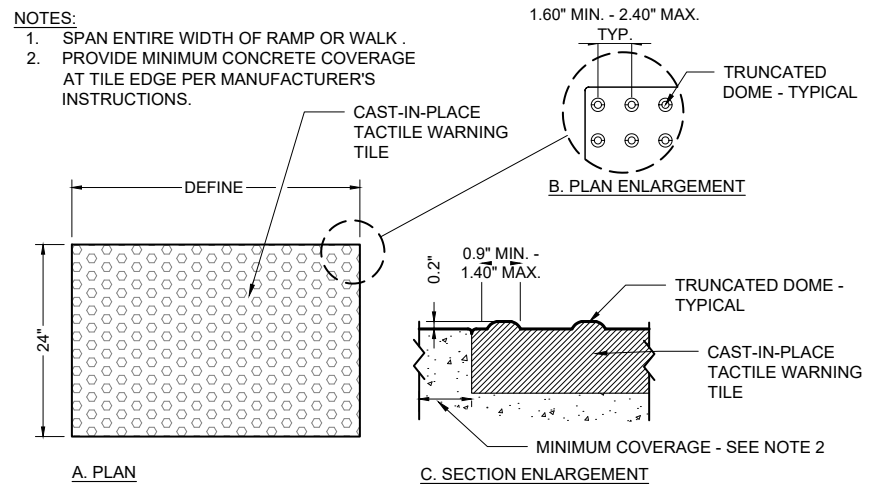
CONCRETE UNIT PAVERS
SCALE: 1 1/2"=1'0"



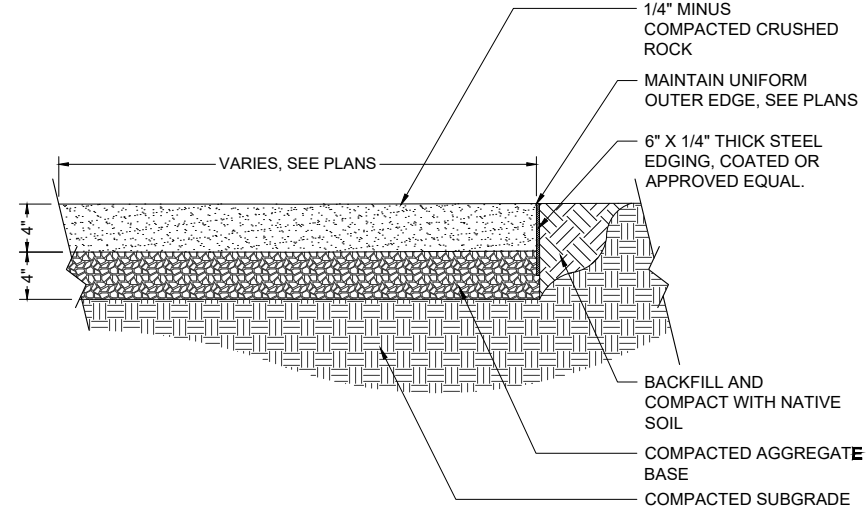
GRAVEL PAVING - PEDESTRIAN
SCALE: 1 1/2"=1'0"



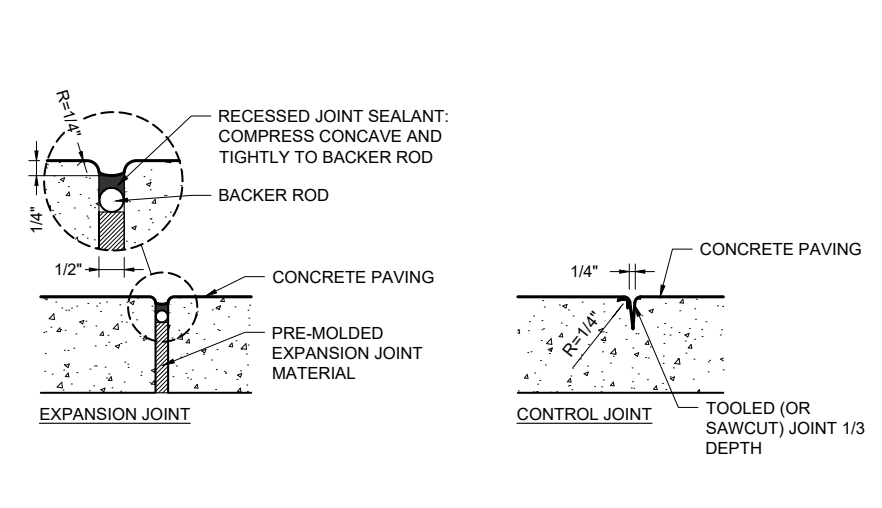
CONCRETE PAVING - PEDESTRIAN
SCALE: 3"=1'0"



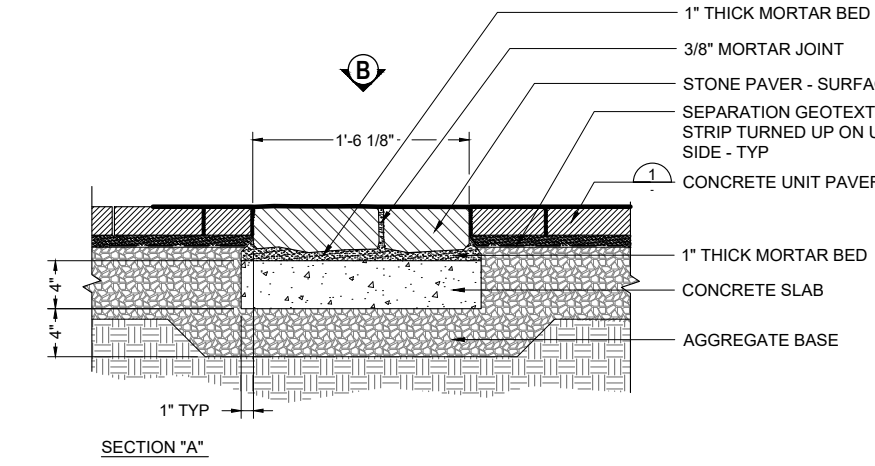
DETECTABLE WARNING
SCALE: 1"=1'0"



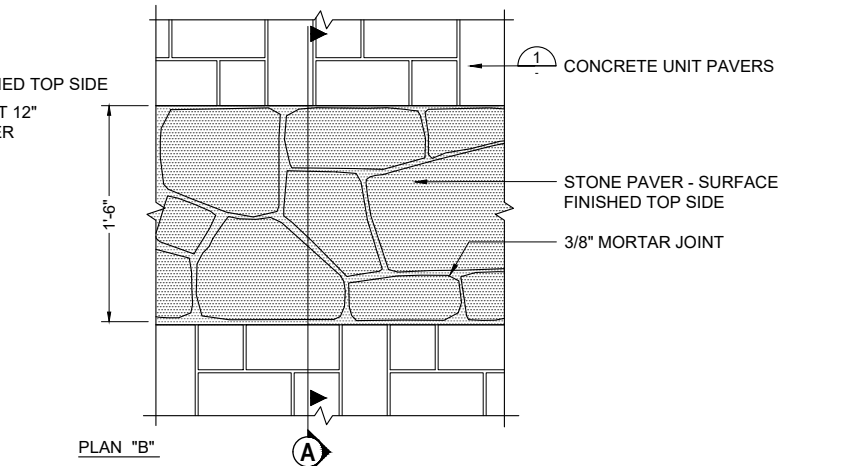
GRAVEL MOW BAND
NOT TO SCALE



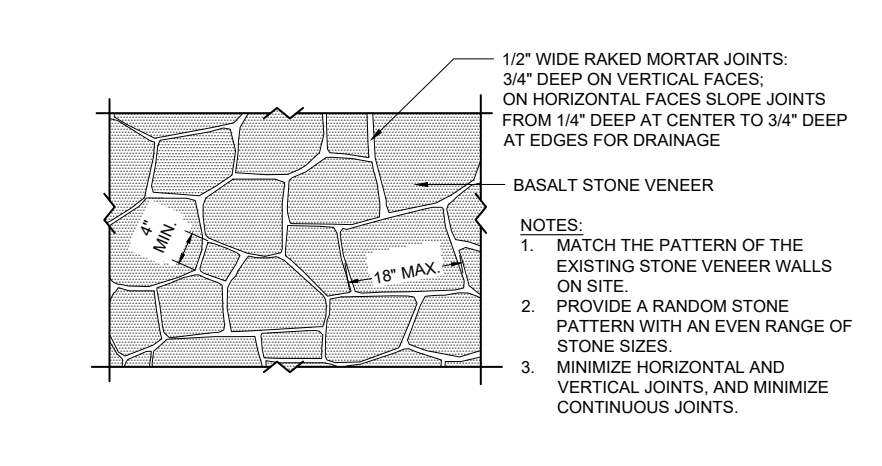
CONCRETE JOINTS
NOT TO SCALE



MORTAR-SET STONE PAVERS
SCALE: 1 1/2"=1'0"



MORTAR-SET STONE PAVERS
SCALE: 1 1/2"=1'0"



STONE VENEER WALL PATTERN
NOT TO SCALE

SHEET B-074: LANDSCAPE ARCHITECTURAL SITE DETAILS 2

DSGN	A HOLDER					
DR	A HOLDER					
CHK	D WALTERS					
APVD	M FAHA	NO.	DATE	REVISION	BY	APVD

VERIFY SCALE BAR IS ONE INCH ON ORIGINAL DRAWING. IF NOT ONE INCH ON THIS SHEET, ADJUST SCALES ACCORDINGLY.

GreenWorks, P.C.
Landscape Architecture
Environmental Design
24 NW 2nd Avenue, Suite 100
Portland, Oregon 97209
Ph: 503.222.5810 / F: 503.222.2283
Email: info@greenworkspc.com



Willamette Water Supply
Our Reliable Water
WILLAMETTE WATER SUPPLY PROGRAM
WATER TREATMENT PLANT_1.0

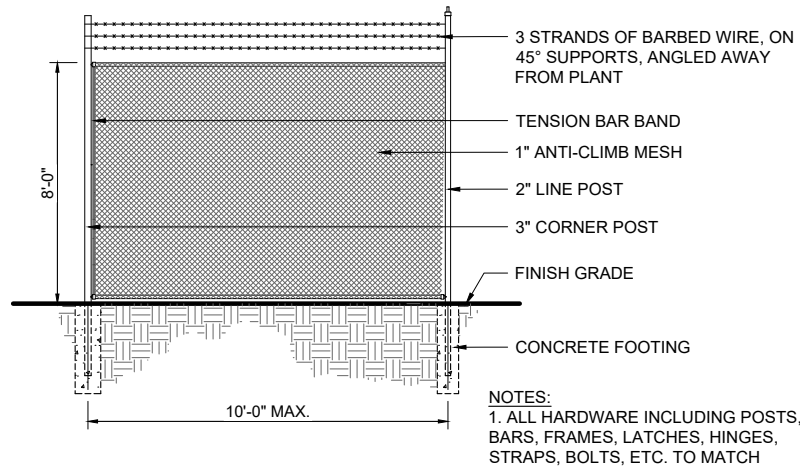
CDM Smith
1220 SW Morrison Street, Suite 200
Portland, OR 97205
Tel: (503) 232-1800

STANDARD DETAILS
LANDSCAPE ARCHITECTURE
SITE DETAILS 2

SHEET	DWG # 90-L-50002
DATE	AUG 2020
PROJ	WTP_1.0

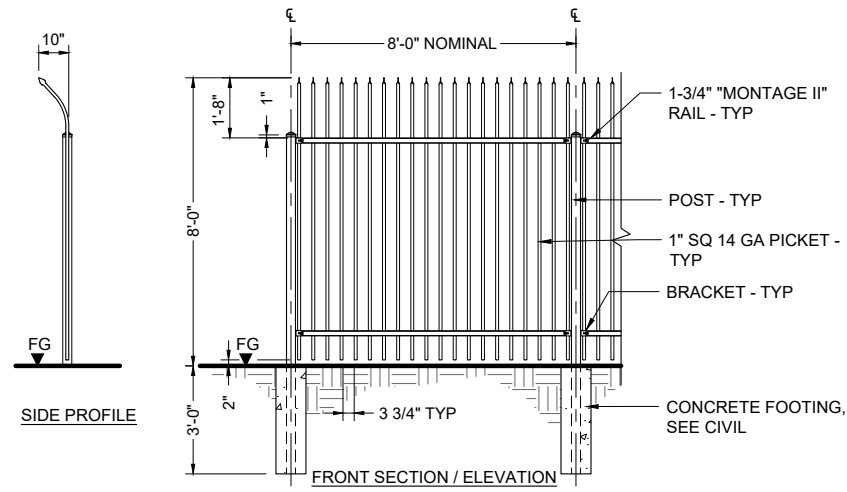
90% DESIGN - NOT FOR CONSTRUCTION

FOR LAND USE PERMITTING (EXHIBIT B)



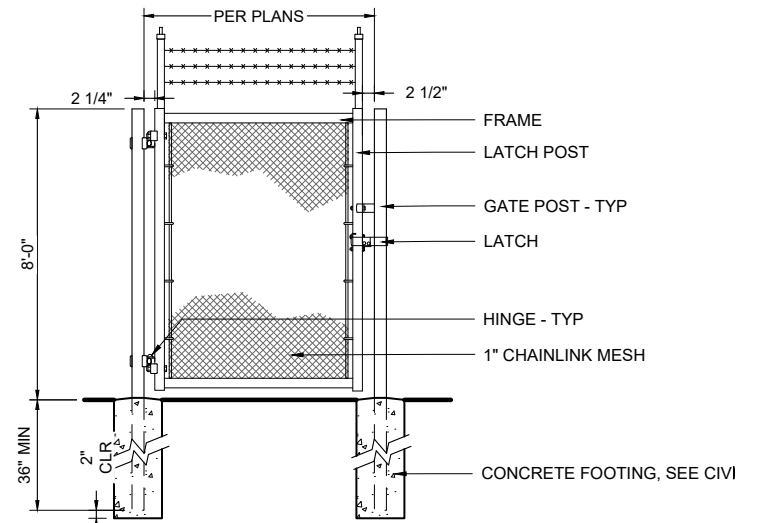
CHAINLINK FENCE
NOT TO SCALE

1



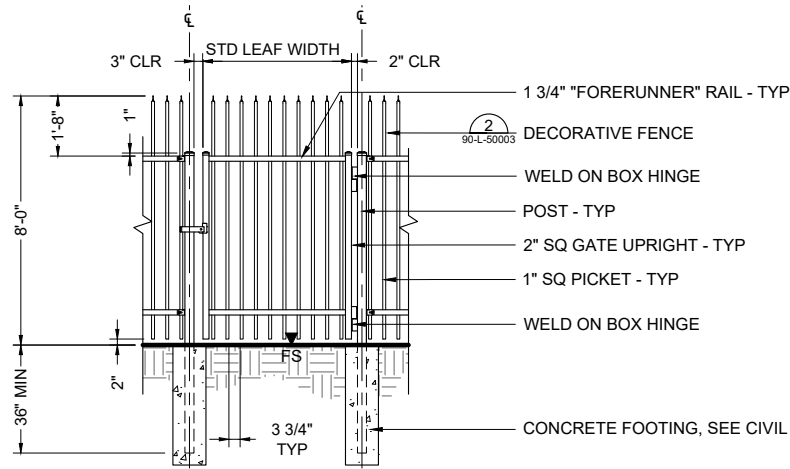
DECORATIVE FENCE
NOT TO SCALE

2



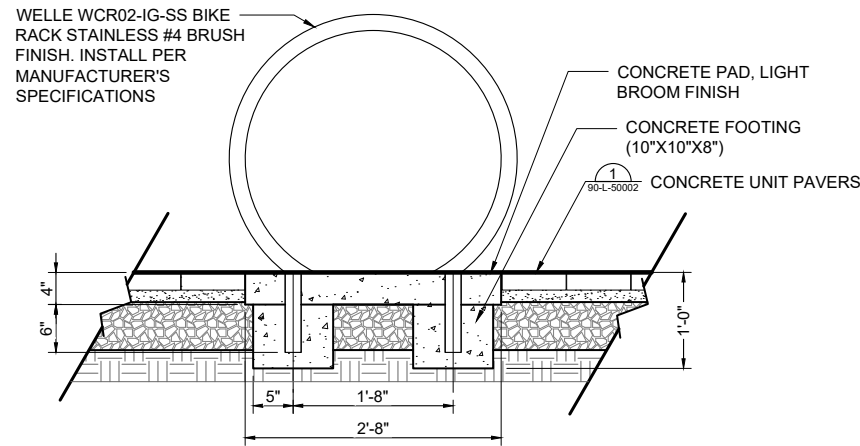
PERSON GATE AT CHAINLINK FENCE
NOT TO SCALE

3



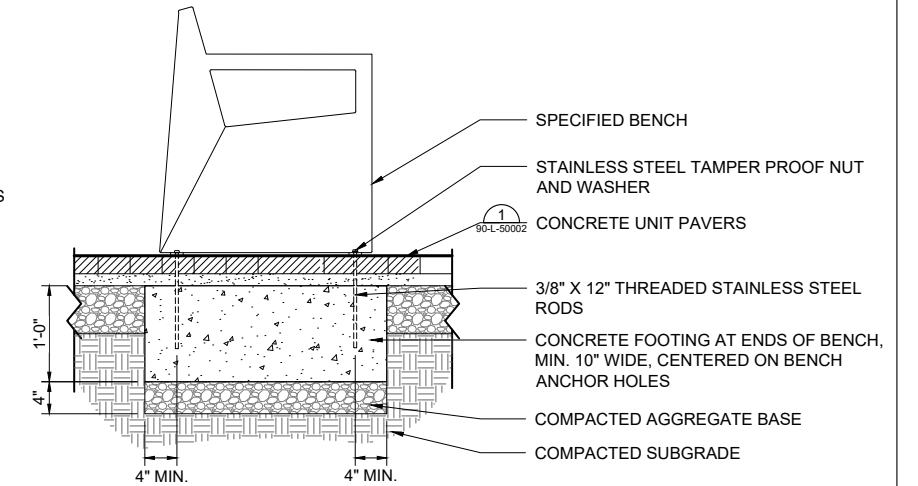
PERSON GATE AT DECORATIVE FENCE
NOT TO SCALE

4



BIKE RACK
NOT TO SCALE

5



BENCH INSTALLATION IN PAVERS
NOT TO SCALE

7

SHEET B-075: LANDSCAPE ARCHITECTURAL SITE DETAILS 3

90% DESIGN - NOT FOR CONSTRUCTION

DSGN	A HOLDER					
DR	A HOLDER					
CHK	D WALTERS					
APVD	M FAHA	NO.	DATE	REVISION	BY	APVD

VERIFY SCALE
BAR IS ONE INCH ON ORIGINAL DRAWING.
IF NOT ONE INCH ON THIS SHEET, ADJUST SCALES ACCORDINGLY.



GreenWorks, P.C.
Landscape Architecture
Environmental Design
24 NW 2nd Avenue, Suite 100
Portland, Oregon 97209
Ph: 503.222.5810 / F: 503.222.2283
Email: info@greenworkspc.com



Willamette Water Supply
Our Reliable Water
WILLAMETTE WATER SUPPLY PROGRAM
WATER TREATMENT PLANT_1.0

CDM Smith
1220 SW Morrison Street, Suite 200
Portland, OR 97205
Tel: (503) 232-1800

STANDARD DETAILS
LANDSCAPE ARCHITECTURE
SITE DETAILS 3

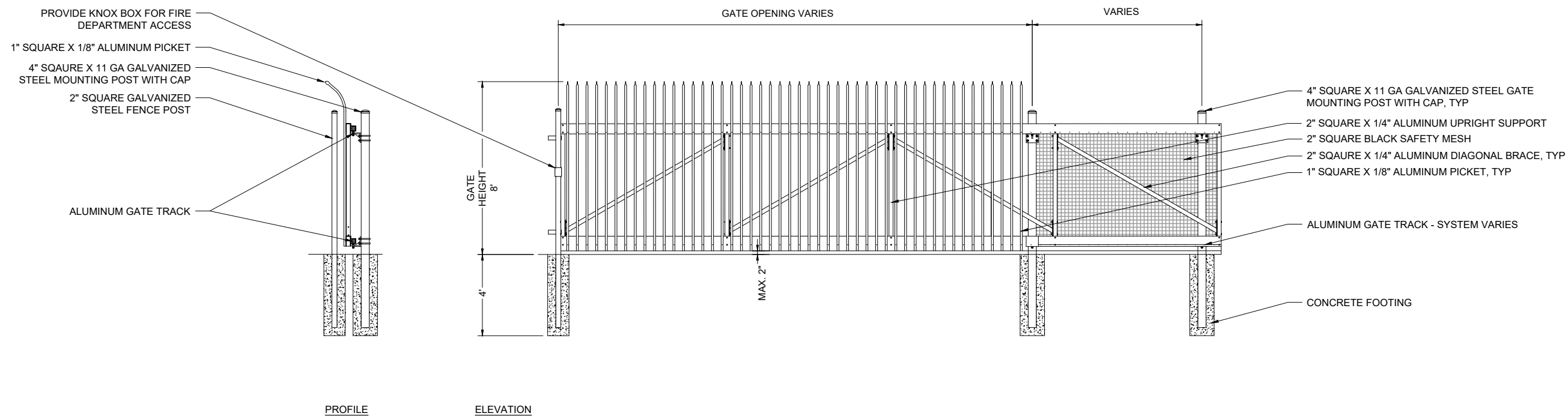
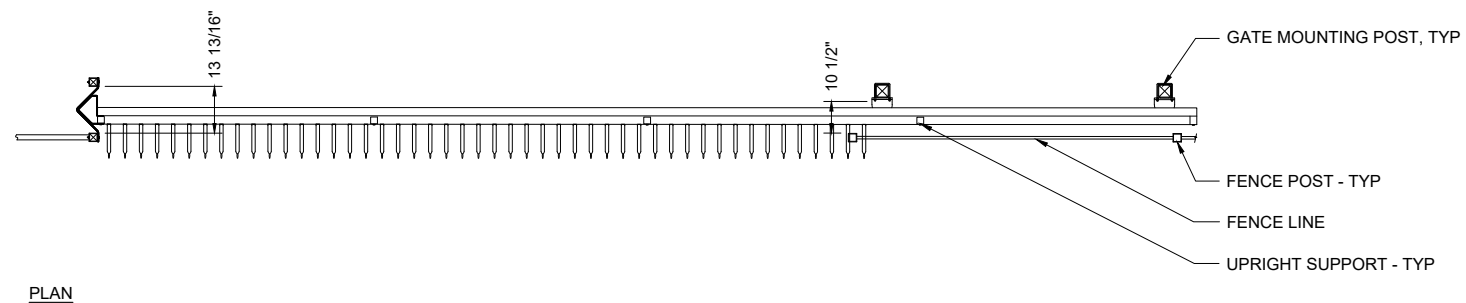
SHEET	
DWG #	90-L-50003
DATE	AUG 2020
PROJ	WTP_1.0

PLOT DATE AND TIME: 8/21/2020 1:10 PM

FOR LAND USE PERMITTING (EXHIBIT B)

SLIDING GATE NOTES

- CONTRACTOR SHALL PROVIDE COMPLETE LOCKING AUTOMATIC SLIDING GATE SYSTEM AT EACH LOCATION INDICATED ON PLANS.
- GATE PICKETS TO MATCH DECORATIVE FENCE PICKETS. SEE DETAIL 2/90-L-50003.
- PROVIDE SHOP DRAWINGS AND CUT SHEETS FOR APPROVAL BY OWNER'S REPRESENTATIVE. INCLUDE:
 - PLAN, SECTION, AND ELEVATION FOR EACH GATE
 - DETAILS AND ENLARGEMENTS TO DESCRIBE ALL COMPONENTS, WELDS, FASTENERS, COATINGS, AND FOOTINGS
 - ATTACHMENT OF ADJACENT FENCE TO GATE POSTS
 - STRUCTURAL CALCULATIONS AS REQUIRED
- GATES SHALL BE DURABLE AND SECURE FOR INDUSTRIAL USE IN A PUBLIC SETTING; CONTRACT DOCUMENT DETAILS SHOW DESIGN INTENT, AND THE SIZE, THICKNESS, OR SPACING OF SOME MEMBERS MAY NEED TO BE ADJUSTED FOR ADEQUATE STRENGTH.
- ALL GATE FRAME AND PANEL COMPONENTS SHALL BE POWDER COATED BLACK. STEEL GATE POSTS AND CAPS SHALL BE PAINTED BLACK TO MATCH PANELS.



CANTILEVER SLIDING GATE
NOT TO SCALE

SHEET B-076: LANDSCAPE ARCHITECTURAL SITE DETAILS 4

90% DESIGN - NOT FOR CONSTRUCTION

DSGN	A HOLDER					
DR	A HOLDER					
CHK	D WALTERS					
APVD	M FAHA	NO.	DATE	REVISION	BY	APVD

VERIFY SCALE
BAR IS ONE INCH ON ORIGINAL DRAWING.
0 1"
IF NOT ONE INCH ON THIS SHEET, ADJUST SCALES ACCORDINGLY.



GreenWorks, P.C.
Landscape Architecture
Environmental Design
24 NW 2nd Avenue, Suite 100
Portland, Oregon 97209
Ph: 503.222.5810 / F: 503.222.2283
Email: info@greenworkspc.com



Willamette Water Supply
Our Reliable Water
WILLAMETTE WATER SUPPLY PROGRAM
WATER TREATMENT PLANT_1.0

CDM Smith
1220 SW Morrison Street, Suite 200
Portland, OR 97205
Tel: (503) 232-1800

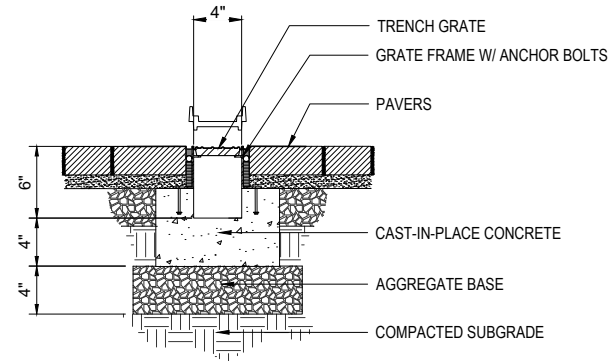
1

-

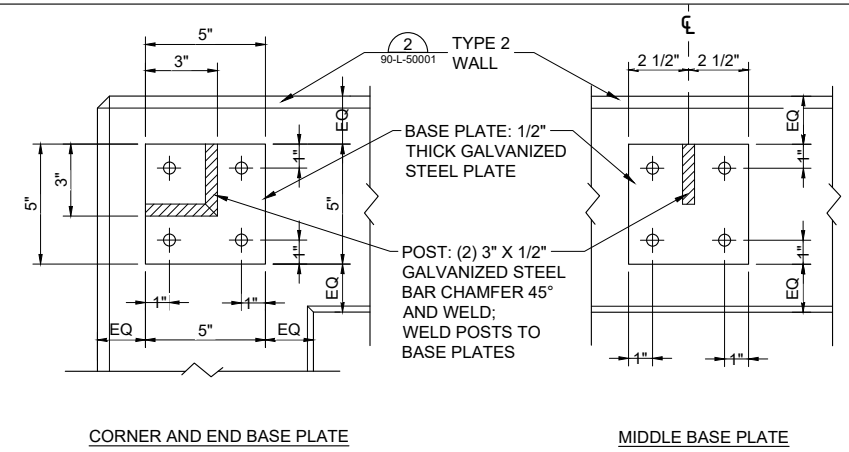
STANDARD DETAILS LANDSCAPE ARCHITECTURE SITE DETAILS 4	SHEET DWG # 90-L-50004 DATE AUG 2020 PROJ WTP_1.0
--	--

PLOT DATE AND TIME: 8/21/2020 1:10 PM

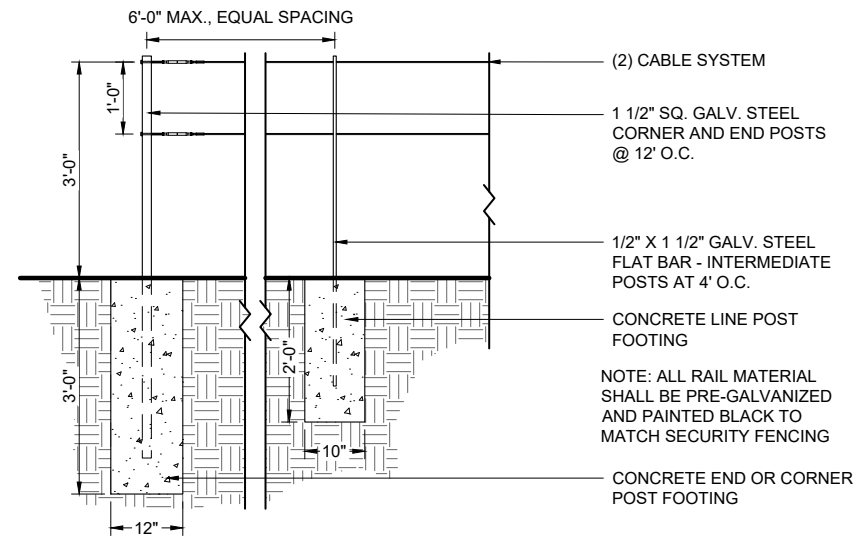
FOR LAND USE PERMITTING (EXHIBIT B)



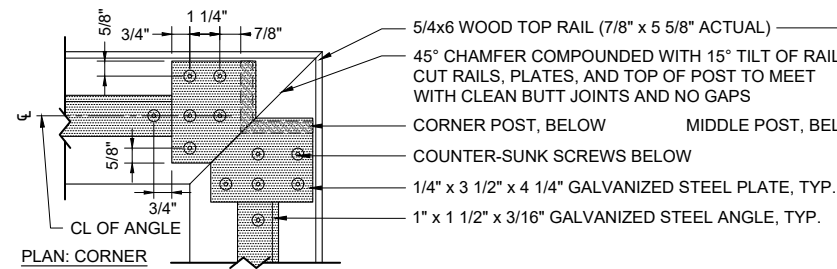
TRENCH DRAIN
SCALE: 1 1/2"=10"



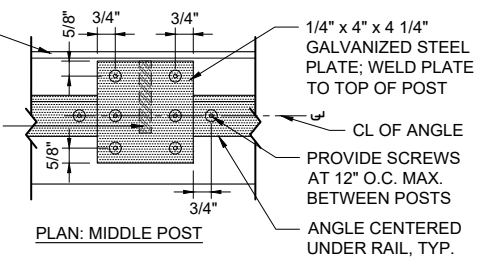
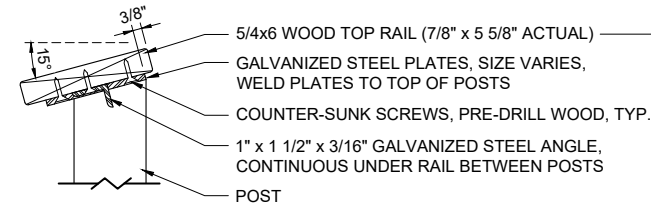
GUARDRAIL BASEPLATES
NOT TO SCALE



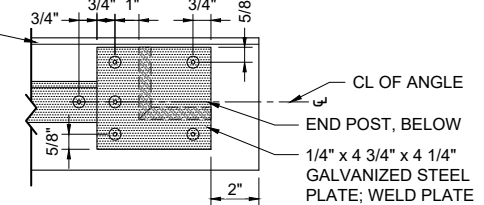
TWO-STRAND CABLE RAIL
NOT TO SCALE



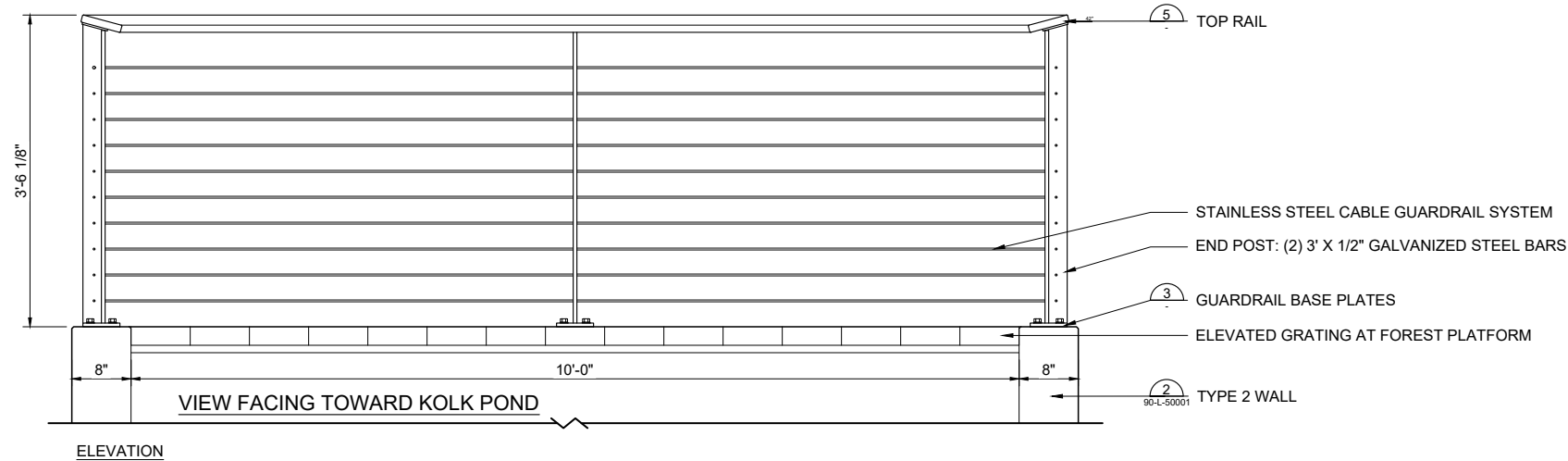
TOP RAIL
NOT TO SCALE



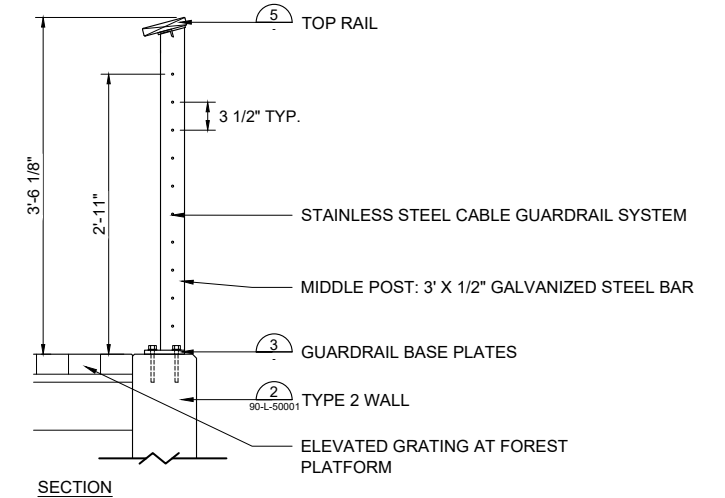
PLAN: MIDDLE POST



PLAN: END POST



GUARDRAIL AT FOREST PLATFORM
NOT TO SCALE



SECTION

SHEET B-077: LANDSCAPE ARCHITECTURAL SITE DETAILS 5

90% DESIGN - NOT FOR CONSTRUCTION

DSGN	A HOLDER						
DR	A HOLDER						
CHK	D WALTERS						
APVD	M FAHA	NO.	DATE	REVISION	BY	APVD	

VERIFY SCALE
BAR IS ONE INCH ON ORIGINAL DRAWING.
IF NOT ONE INCH ON THIS SHEET, ADJUST SCALES ACCORDINGLY.



GreenWorks, P.C.
Landscape Architecture
Environmental Design
24 NW 2nd Avenue, Suite 100
Portland, Oregon 97209
PH: 503.222.5810/F: 503.222.2283
Email: info@greenworkspc.com



Willamette Water Supply
Our Reliable Water
WILLAMETTE WATER SUPPLY PROGRAM
WATER TREATMENT PLANT_1.0

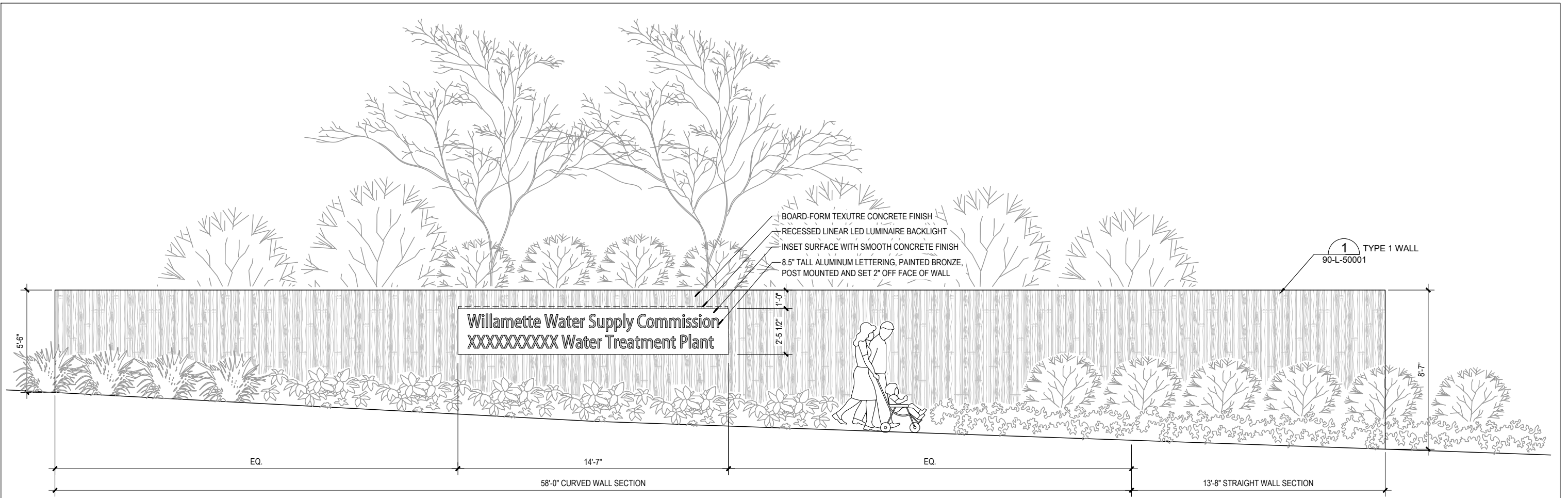
CDM Smith
1220 SW Morrison Street, Suite 200
Portland, OR 97205
Tel: (503) 232-1800

STANDARD DETAILS
LANDSCAPE ARCHITECTURE
SITE DETAILS 5

SHEET	DWG # 90-L-50005
DATE	AUG 2020
PROJ	WTP_1.0

PLOT DATE AND TIME: 8/21/2020 1:10 PM

FOR LAND USE PERMITTING (EXHIBIT B)



MONUMENT SIGN ELEVATION
3/8" = 1'-0"

1

SHEET B-078: LANDSCAPE ARCHITECTURAL SITE DETAILS 6

90% DESIGN - NOT FOR CONSTRUCTION

DSGN	A HOLDER				
DR	A HOLDER				
CHK	D WALTERS				
APVD	M FAHA	NO.	DATE	REVISION	BY

VERIFY SCALE
BAR IS ONE INCH ON ORIGINAL DRAWING.
0 [] 1"
IF NOT ONE INCH ON THIS SHEET, ADJUST SCALES ACCORDINGLY.



GreenWorks, P.C.
Landscape Architecture
Environmental Design
24 NW 2nd Avenue, Suite 100
Portland, Oregon 97209
Ph: 503.222.5810 / F: 503.222.2283
Email: info@greenworkspc.com



Willamette Water Supply
Our Reliable Water
WILLAMETTE WATER SUPPLY PROGRAM
WATER TREATMENT PLANT_1.0

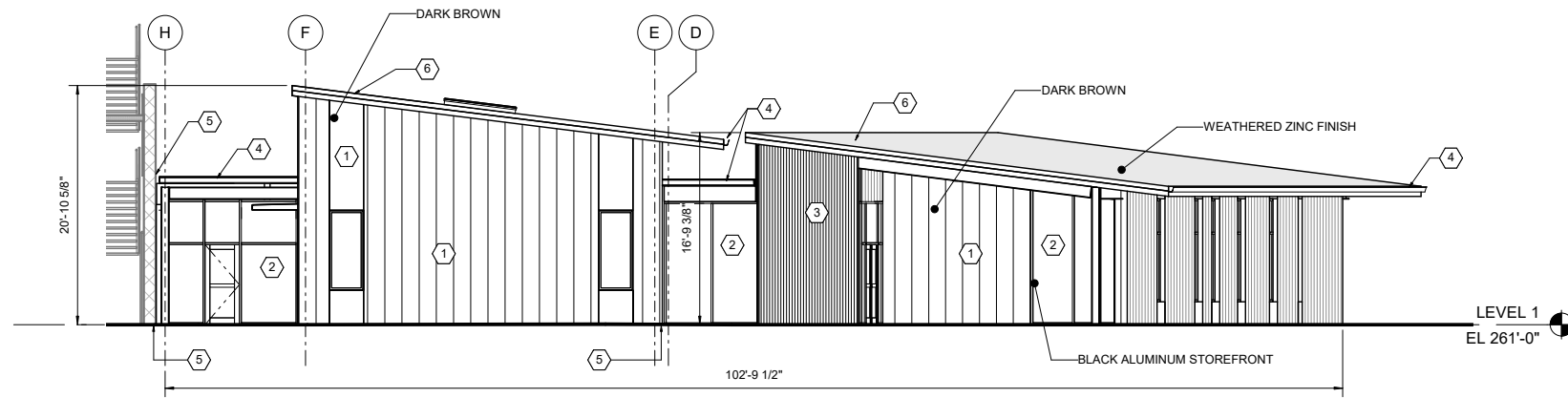
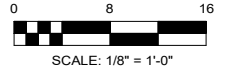
CDM Smith
1220 SW Morrison Street, Suite 200
Portland, OR 97205
Tel: (503) 232-1800

STANDARD DETAILS
LANDSCAPE ARCHITECTURE
SITE DETAILS 6

SHEET	
DWG #	90-L-50006
DATE	AUG 2020
PROJ	WTP_1.0

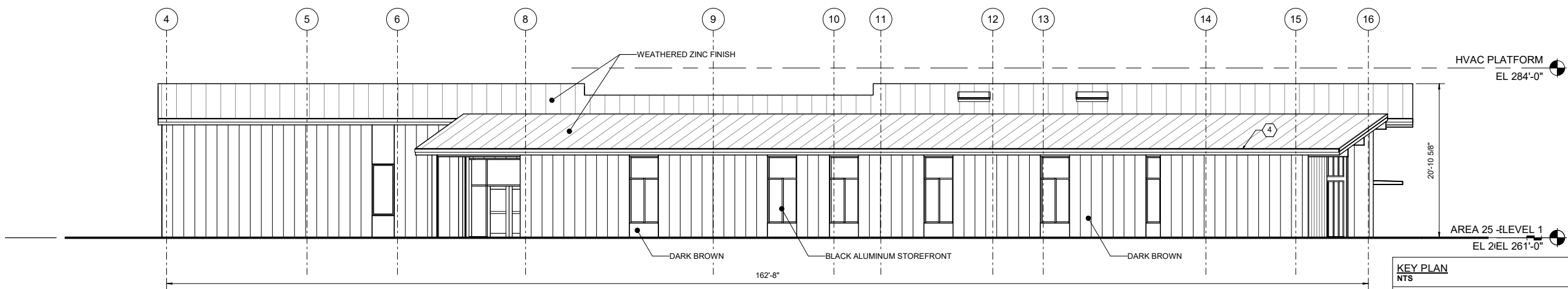
PLOT DATE AND TIME: 8/21/2020 1:10 PM

FOR LAND USE PERMITTING (EXHIBIT B)

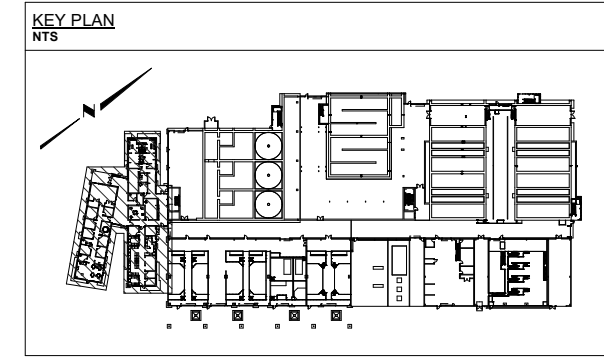


- KEYNOTES
- 1 ALUM METAL WALL PANEL
 - 2 ALUM STOREFRONT SYSTEM
 - 3 PERFORATED METAL PANEL
 - 4 METAL GUTTER
 - 5 SEISMIC JOINT EXPANSION COVER
 - 6 STANDING SEAM METAL ROOFING

NORTH
ELEVATION
1
08-A-20001 SCALE: 1/8" = 1'-0"



WEST
ELEVATION
2
08-A-20001 SCALE: 1/8" = 1'-0"



SHEET B-079: BUILDING ELEVATION 1

DSGN	D MOOSMAN				
DR	E RUZICKA				
CHK	C HAGERMAN				
APVD	J MCGRAW	NO.	DATE	REVISION	BY

VERIFY SCALE
BAR IS ONE INCH ON ORIGINAL DRAWING.
IF NOT ONE INCH ON THIS SHEET, ADJUST SCALES ACCORDINGLY.



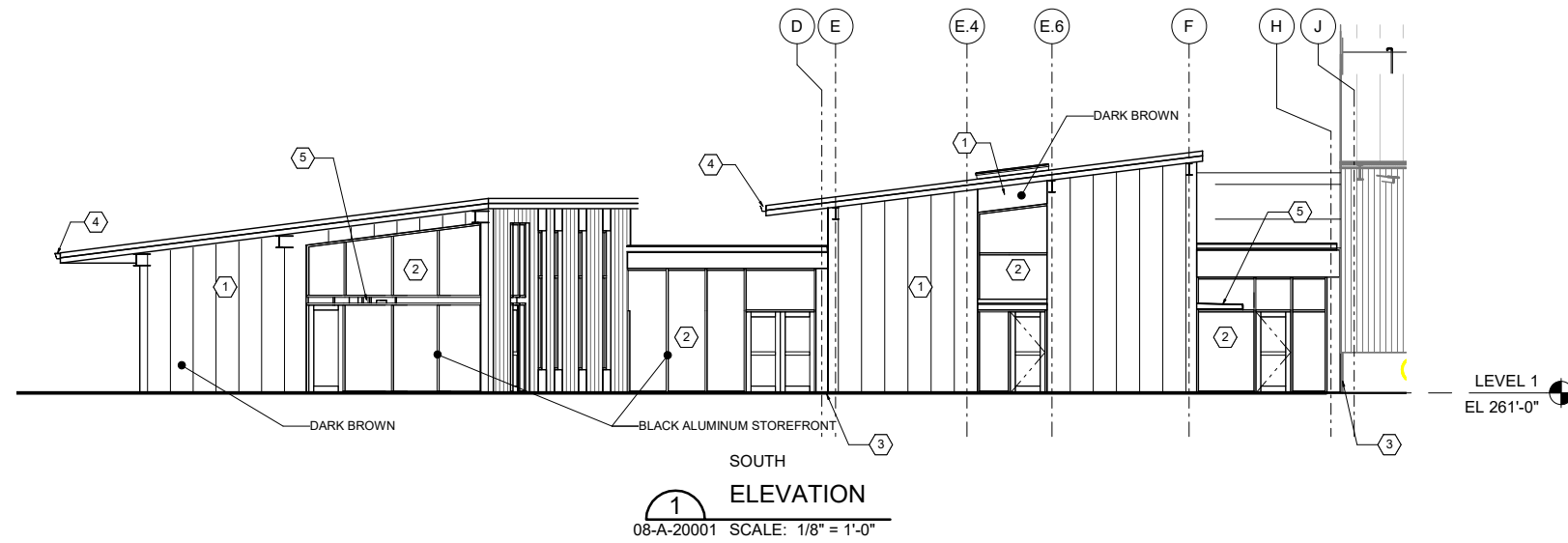
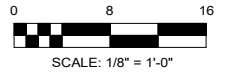
Willamette Water Supply
Our Reliable Water
WILLAMETTE WATER SUPPLY PROGRAM
WATER TREATMENT PLANT_1.0

CDM Smith
1220 SW Morrison Street, Suite 200
Portland, OR 97205
Tel: (503) 232-1800

ADMINISTRATION
ARCHITECTURAL
BUILDING ELEVATIONS 1

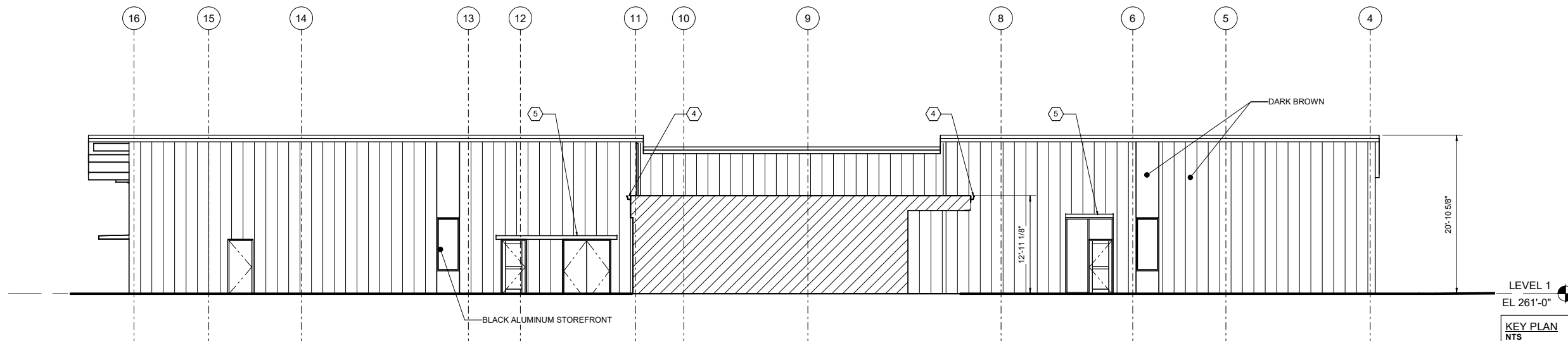
SHEET	DWG	08-A-30001
	DATE	AUG 2020
	PROJ	WTP_1.0

FOR LAND USE PERMITTING (EXHIBIT B)

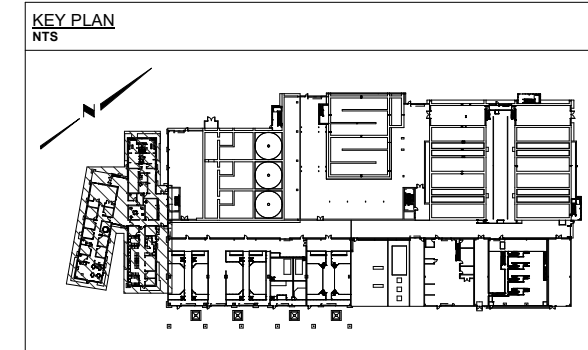


- KEYNOTES**
- 1 ALUM METAL WALL PANEL
 - 2 ALUM STOREFRONT SYSTEM
 - 3 SEISMIC JOINT EXPANSION COVER
 - 4 METAL GUTTER
 - 5 METAL CANOPY

1
**SOUTH
ELEVATION**
08-A-20001 SCALE: 1/8" = 1'-0"



2
**EAST
ELEVATION**
08-A-20001 SCALE: 1/8" = 1'-0"



KEY PLAN
NTS

60% DESIGN - NOT FOR CONSTRUCTION

SHEET B-080: BUILDING ELEVATION 2

DSGN	D MOOSMAN				
DR	E RUZICKA				
CHK	C HAGERMAN				
APVD	J MCGRAW	NO.	DATE	REVISION	BY
					APVD

VERIFY SCALE
BAR IS ONE INCH ON ORIGINAL DRAWING.
0 1"
IF NOT ONE INCH ON THIS SHEET, ADJUST SCALES ACCORDINGLY.



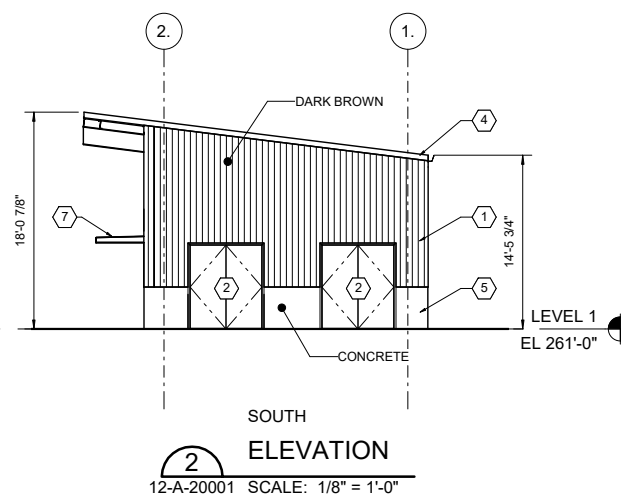
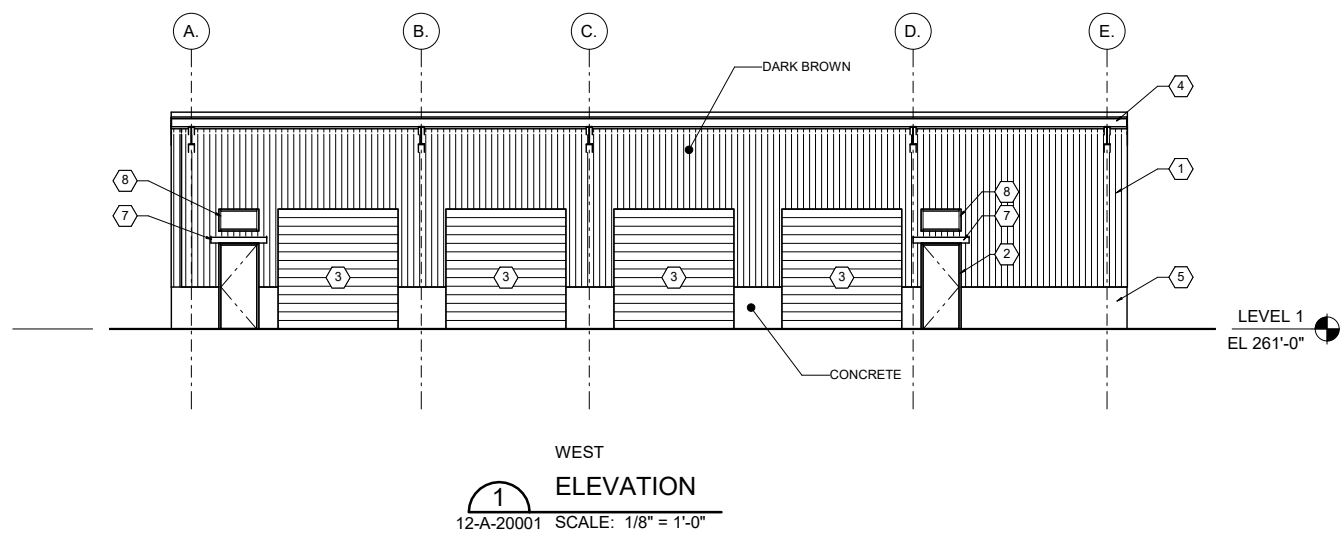
Willamette Water Supply
Our Reliable Water
WILLAMETTE WATER SUPPLY PROGRAM
WATER TREATMENT PLANT_1.0

CDM Smith
1220 SW Morrison Street, Suite 200
Portland, OR 97205
Tel: (503) 232-1800

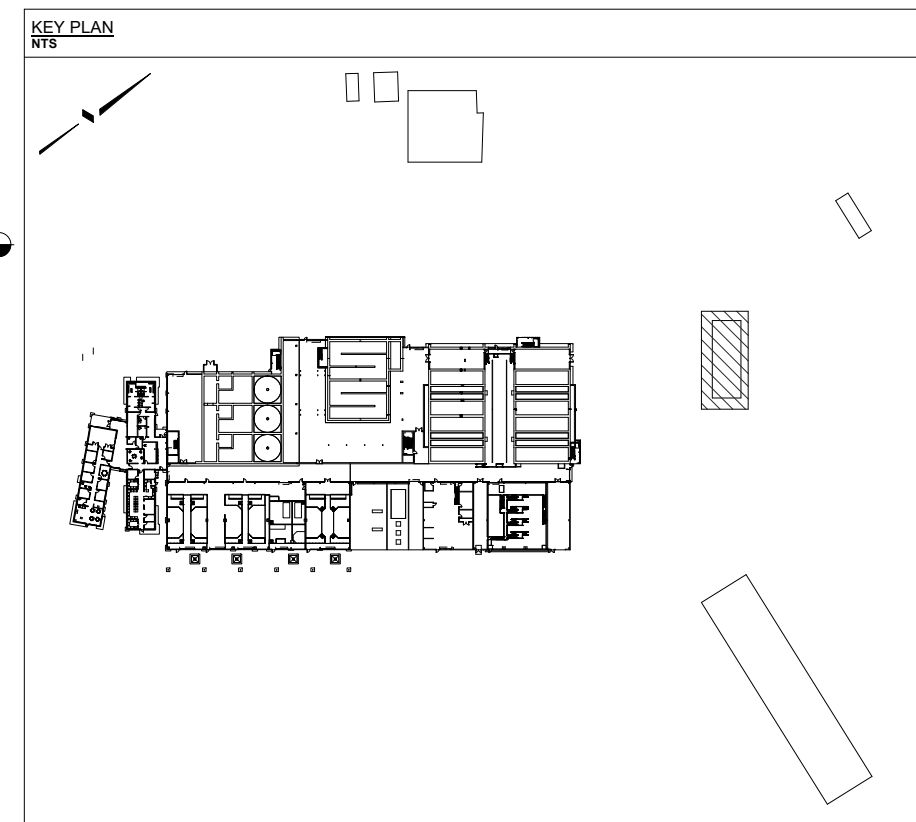
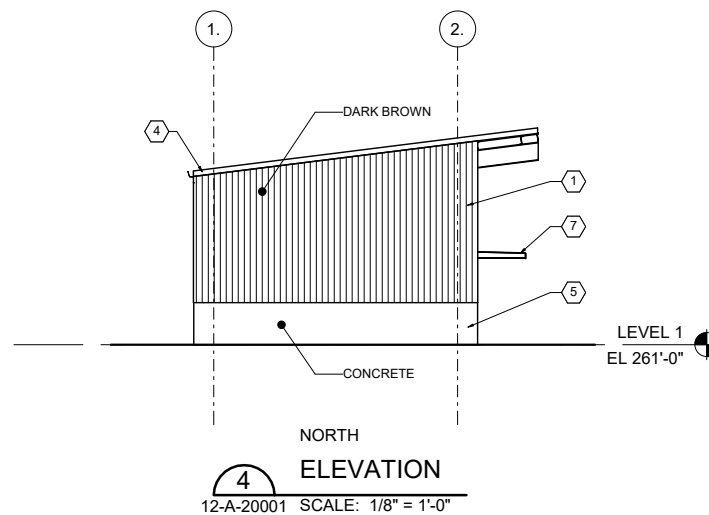
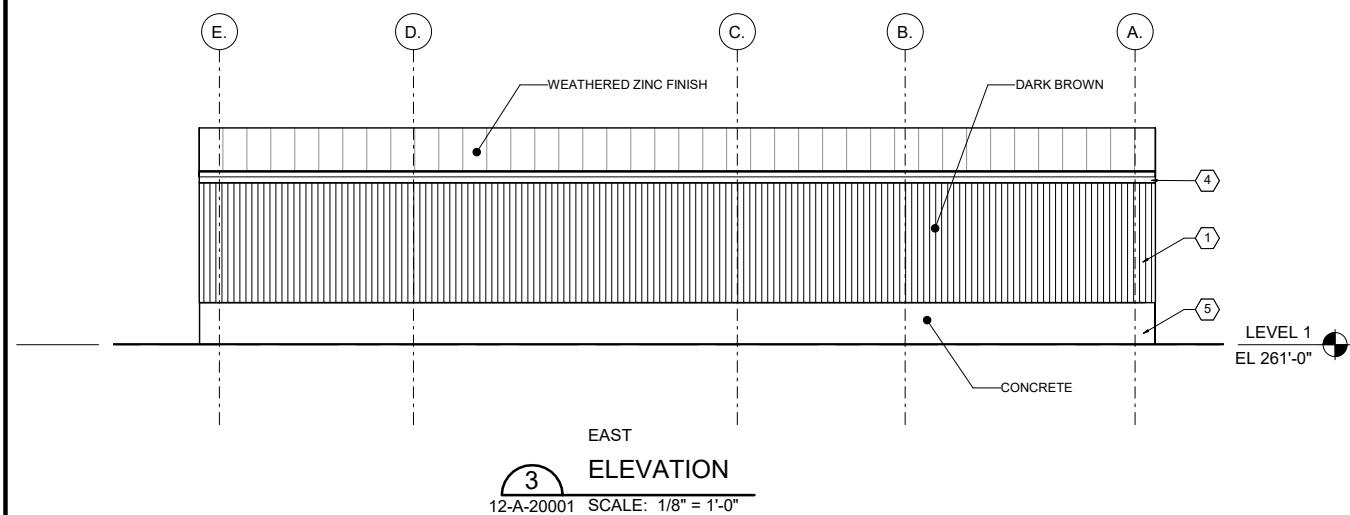
ADMINISTRATION
ARCHITECTURAL
BUILDING ELEVATIONS 2

SHEET	
DWG	08-A-30002
DATE	AUG 2020
PROJ	WTP_1.0

FOR LAND USE PERMITTING (EXHIBIT B)



- KEYNOTES**
- 1 METAL PANEL SIDING
 - 2 HOLLOW METAL DOOR
 - 3 OVERHEAD COILING DOOR
 - 4 METAL FASCIA FLASHING
 - 5 CONCRETE STEM WALL
 - 7 METAL FRAME CANOPY - 48" X 40"
 - 8 ALUMINUM STOREFRONT WINDOW



60% DESIGN - NOT FOR CONSTRUCTION

SHEET B-081: BUILDING ELEVATION 3

DSGN	D MOOSMAN				
DR	E RUZICKA				
CHK	C HAGERMAN				
APVD	J MCGRAW	NO.	DATE	REVISION	BY

VERIFY SCALE
BAR IS ONE INCH ON ORIGINAL DRAWING.
IF NOT ONE INCH ON THIS SHEET, ADJUST SCALES ACCORDINGLY.



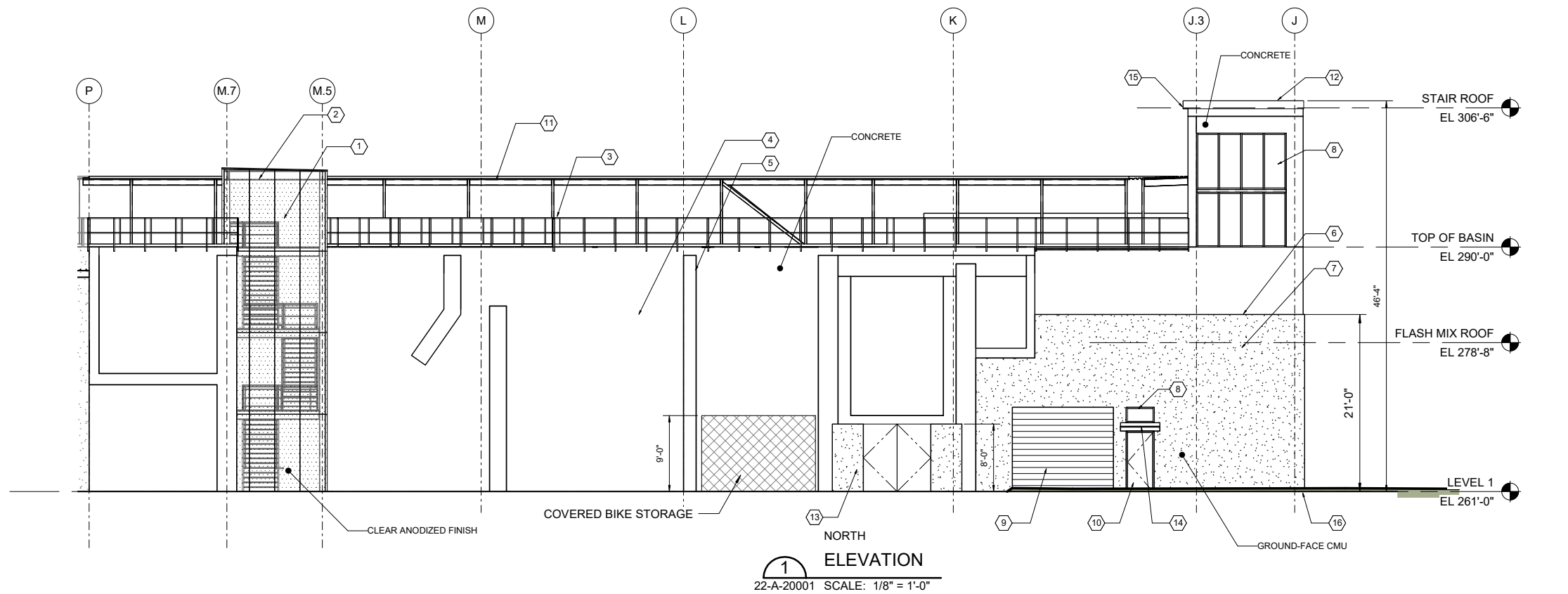
Willamette Water Supply
Our Reliable Water
WILLAMETTE WATER SUPPLY PROGRAM
WATER TREATMENT PLANT_1.0

CDM Smith
1220 SW Morrison Street, Suite 200
Portland, OR 97205
Tel: (503) 232-1800

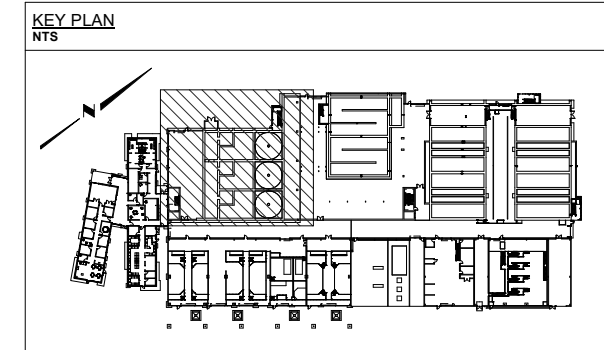
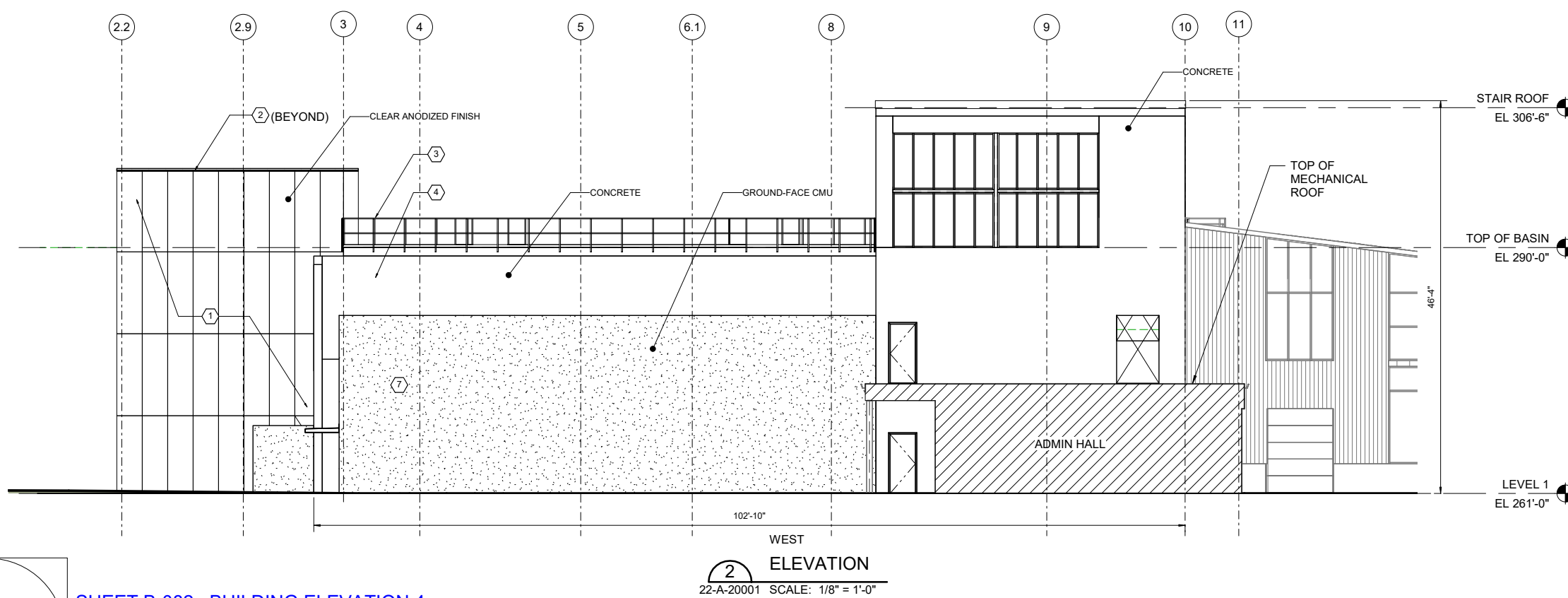
EQUIPMENT STORAGE BUILDING
ARCHITECTURAL
BUILDING ELEVATIONS

SHEET	
DWG	12-A-30001
DATE	AUG 2020
PROJ	WTP_1.0

FOR LAND USE PERMITTING (EXHIBIT B)



- KEYNOTES**
- 1 PERF METAL SCREEN
 - 2 METAL FRAME STAIR ASSEMBLY
 - 3 METAL GUARD RAIL
 - 4 CONCRETE WALL (CAST-IN-PLACE)
 - 5 CONCRETE TOE WALL
 - 6 METAL COPING
 - 7 GROUND-FACE CMU WALL
 - 8 ALUM STOREFRONT WINDOW
 - 9 OVERHEAD COILING DOOR
 - 10 HOLLOW METAL DOOR
 - 11 METAL FRAME ACCESSWAY CANOPY
 - 12 STANDING SEAM ROOF
 - 13 GROUND-FACE CMU TRASH ENCLOSURE W/ METAL GATE
 - 14 METAL CANOPY
 - 15 METAL GUTTER
 - 16 SEISMIC JOINT



SHEET B-082: BUILDING ELEVATION 4

DSGN	D MOOSMAN	NO.	DATE	REVISION	BY	APVD
DR	E RUZICKA					
CHK	C HAGERMAN					
APVD	J MCGRAW					

VERIFY SCALE
 BAR IS ONE INCH ON ORIGINAL DRAWING.
 IF NOT ONE INCH ON THIS SHEET, ADJUST SCALES ACCORDINGLY.



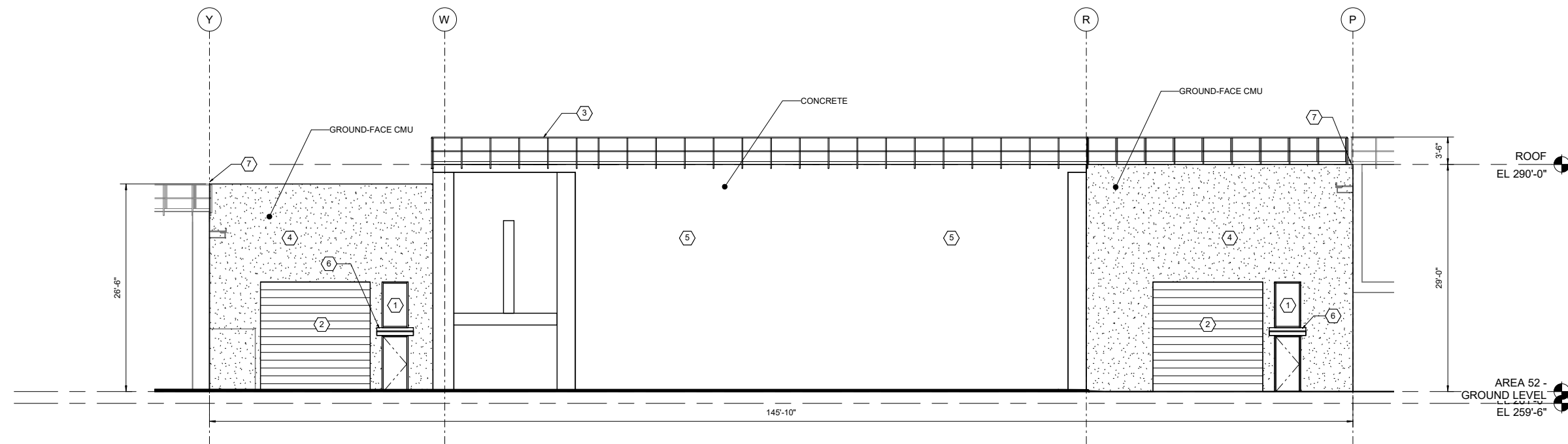
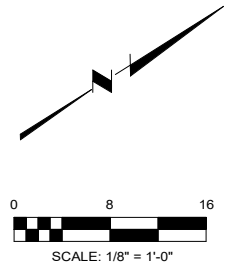
Willamette Water Supply
Our Reliable Water
 WILLAMETTE WATER SUPPLY PROGRAM
 WATER TREATMENT PLANT_1.0

CDM Smith
 1220 SW Morrison Street, Suite 200
 Portland, OR 97205
 Tel: (503) 232-1800

BALLASTED FLOCCULATION
 ARCHITECTURAL
 BUILDING ELEVATIONS

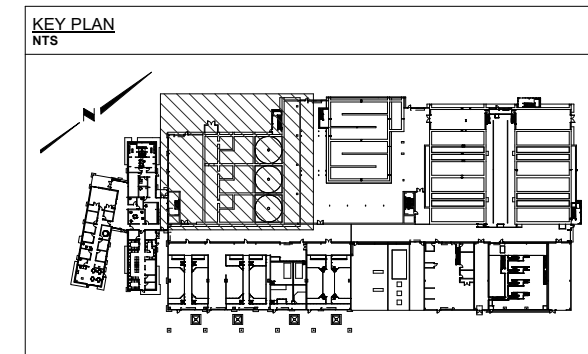
SHEET	DWG 22-A-30001
DATE	AUG 2020
PROJ	WTP_1.0

FOR LAND USE PERMITTING (EXHIBIT B)



- KEYNOTES**
- 1 ALUM STOREFRONT WINDOW
 - 2 OVERHEAD COILING DOOR
 - 3 METAL GUARD RAIL
 - 4 GROUND-FACE CMU WALL
 - 5 CONCRETE WALL (CAST-IN-PLACE)
 - 6 METAL CANOPY
 - 7 SEISMIC JOINT EXPANSION COVER

NORTH
1 ELEVATION
 26-A-20001 SCALE: 1/8" = 1'-0"



60% DESIGN - NOT FOR CONSTRUCTION

SHEET B-083: BUILDING ELEVATION 5

DSGN	D MOOSMAN				
DR	E RUZICKA				
CHK	C HAGERMAN				
APVD	J MCGRAW	NO.	DATE	REVISION	BY
					APVD

VERIFY SCALE
 BAR IS ONE INCH ON ORIGINAL DRAWING.
 IF NOT ONE INCH ON THIS SHEET, ADJUST SCALES ACCORDINGLY.



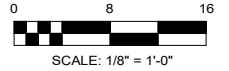
Willamette Water Supply
Our Reliable Water
 WILLAMETTE WATER SUPPLY PROGRAM
 WATER TREATMENT PLANT_1.0

CDM Smith
 1220 SW Morrison Street, Suite 200
 Portland, OR 97205
 Tel: (503) 232-1800

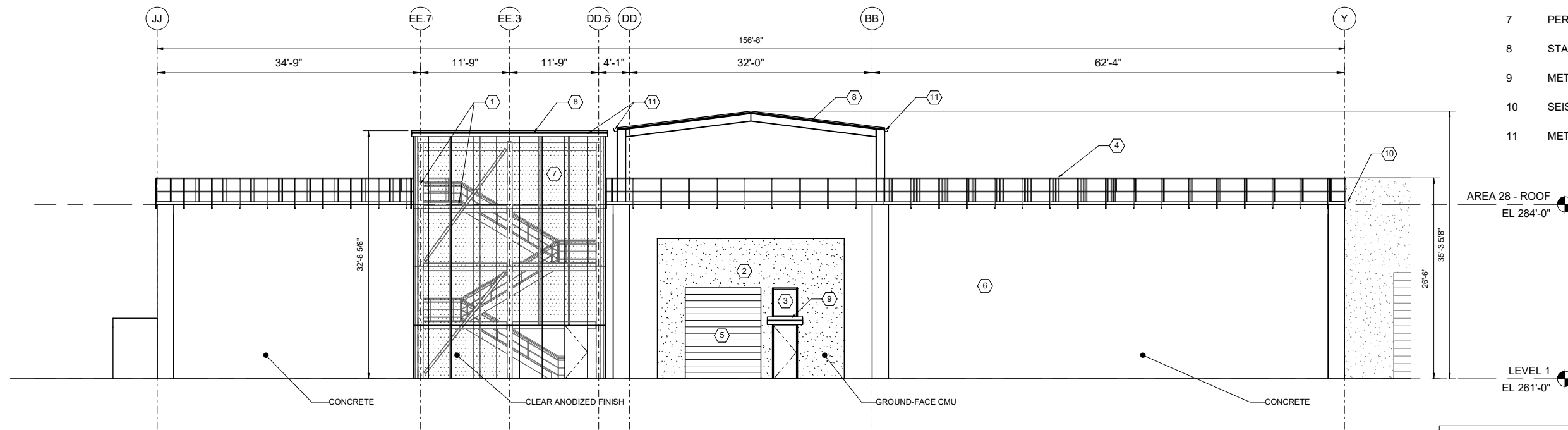
OZONE CONTACTORS
 ARCHITECTURAL
 BUILDING ELEVATIONS

SHEET	
DWG	26-A-30001
DATE	AUG 2020
PROJ	WTP_1.0

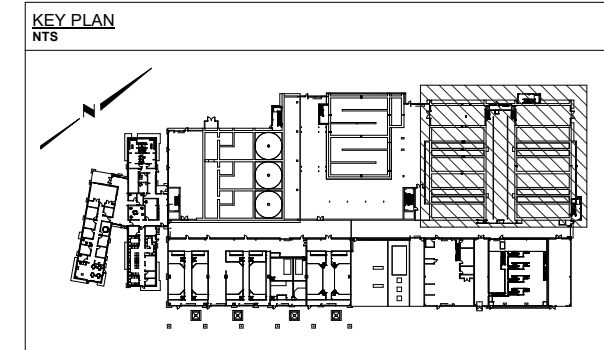
FOR LAND USE PERMITTING (EXHIBIT B)



- KEYNOTES
- 1 METAL FRAME STAIR ASSEMBLY
 - 2 CMU WALL
 - 3 ALUM STOREFRONT WINDOW
 - 4 METAL GUARD RAIL
 - 5 OVERHEAD COILING DOOR
 - 6 CONCRETE WALL (CAST-IN-PLACE)
 - 7 PERF METAL SCREEN
 - 8 STANDING SEAM METAL ROOF
 - 9 METAL CANOPY
 - 10 SEISMIC JOINT EXPANSION COVER
 - 11 METAL GUTTER



NORTH
ELEVATION
1
28-A-20001 SCALE: 1/8" = 1'-0"
28-A-20002



60% DESIGN - NOT FOR CONSTRUCTION

SHEET B-084: BUILDING ELEVATION 6

DSGN	D MOOSMAN				
DR	E RUZICKA				
CHK	C HAGERMAN				
APVD	J MCGRAW	NO.	DATE	REVISION	BY

VERIFY SCALE
BAR IS ONE INCH ON ORIGINAL DRAWING.
IF NOT ONE INCH ON THIS SHEET, ADJUST SCALES ACCORDINGLY.



Willamette Water Supply
Our Reliable Water
WILLAMETTE WATER SUPPLY PROGRAM
WATER TREATMENT PLANT_1.0

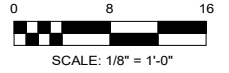
CDM Smith
1220 SW Morrison Street, Suite 200
Portland, OR 97205
Tel: (503) 232-1800

FILTRATION
ARCHITECTURAL
BUILDING ELEVATIONS 1

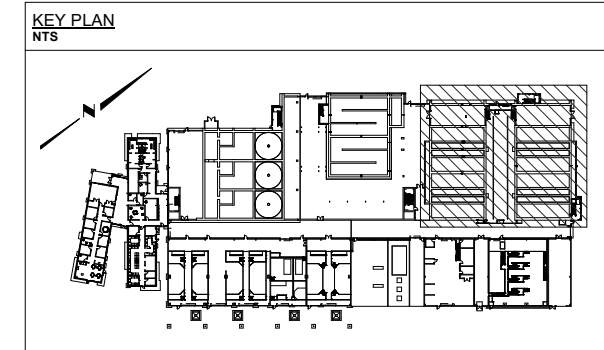
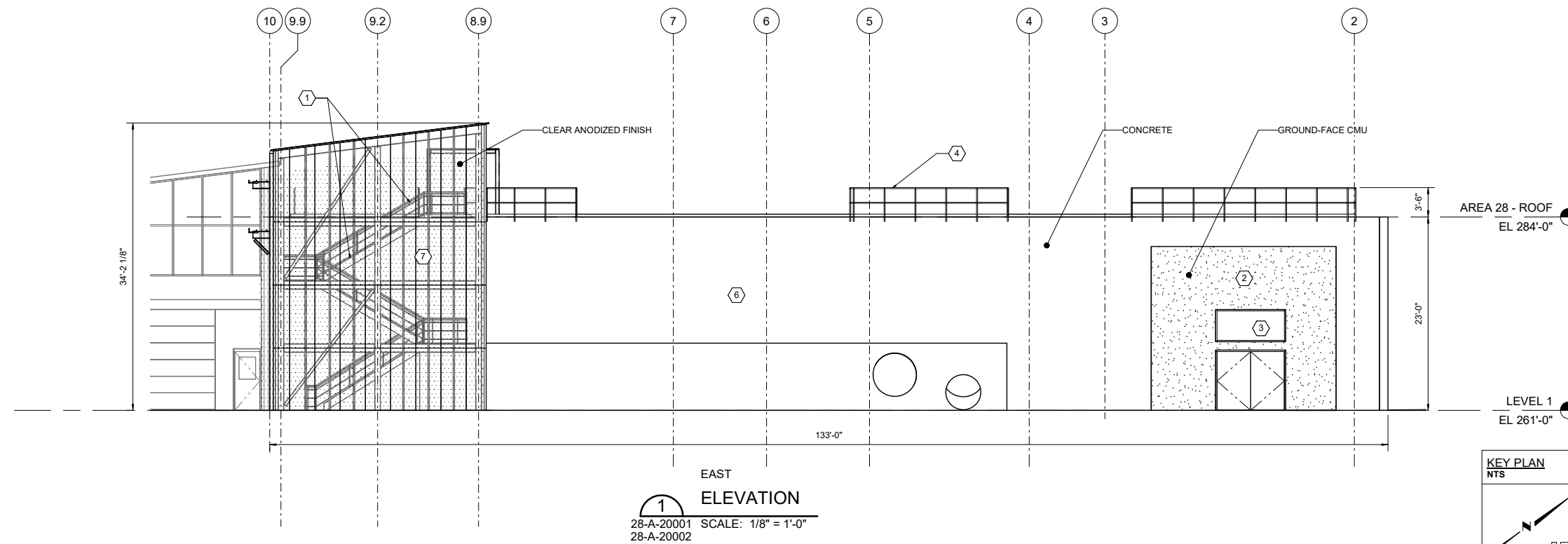
SHEET	
DWG	28-A-30001
DATE	AUG 2020
PROJ	WTP_1.0

PLOT DATE AND TIME: 2020-06-12 09:48:23

FOR LAND USE PERMITTING (EXHIBIT B)



- KEYNOTES
- 1 METAL FRAME STAIR ASSEMBLY
 - 2 CMU WALL
 - 3 ALUM STOREFRONT WINDOW
 - 4 METAL GUARD RAIL
 - 6 CONCRETE WALL (CAST-IN-PLACE)
 - 7 PERF METAL SCREEN



60% DESIGN - NOT FOR CONSTRUCTION

SHEET B-085: BUILDING ELEVATION 7

DSGN	D MOOSMAN				
DR	E RUZICKA				
CHK	C HAGERMAN				
APVD	J MCGRAW	NO.	DATE	REVISION	BY

VERIFY SCALE
BAR IS ONE INCH ON ORIGINAL DRAWING.
IF NOT ONE INCH ON THIS SHEET, ADJUST SCALES ACCORDINGLY.



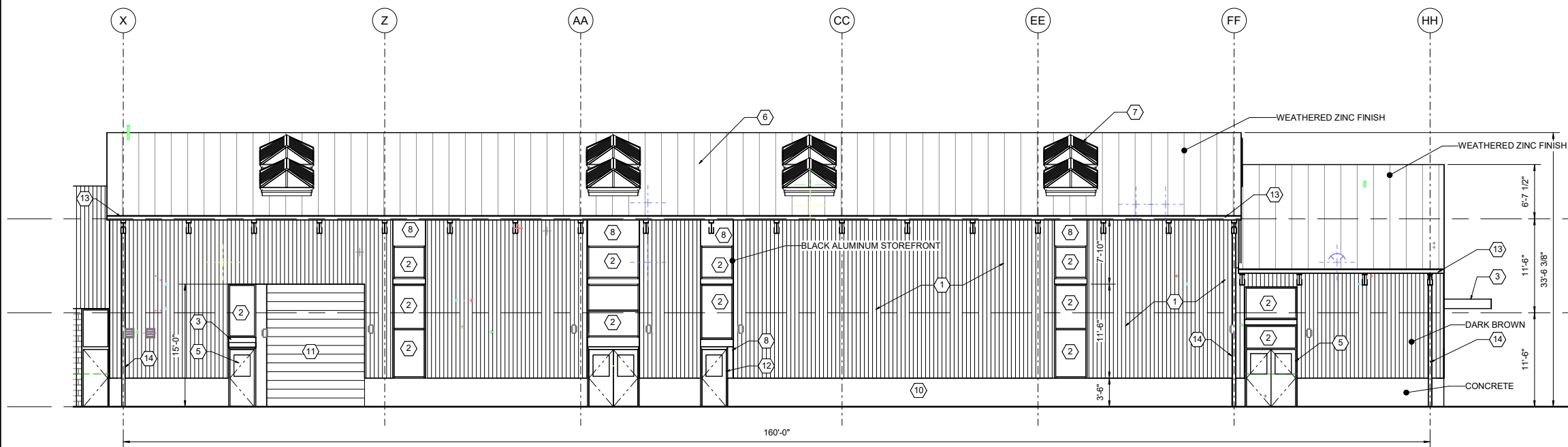
Willamette Water Supply
Our Reliable Water
WILLAMETTE WATER SUPPLY PROGRAM
WATER TREATMENT PLANT_1.0

CDM Smith
1220 SW Morrison Street, Suite 200
Portland, OR 97205
Tel: (503) 232-1800

FILTRATION
ARCHITECTURAL
BUILDING ELEVATIONS 2

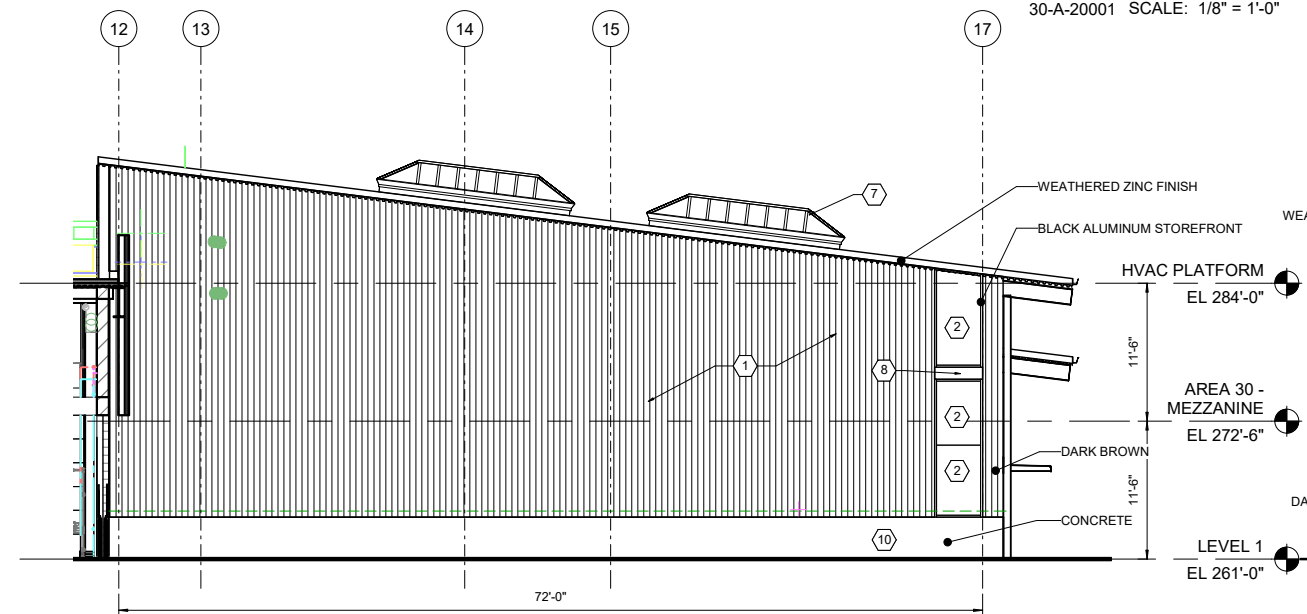
SHEET	
DWG	28-A-30002
DATE	AUG 2020
PROJ	WTP_1.0

FOR LAND USE PERMITTING (EXHIBIT B)

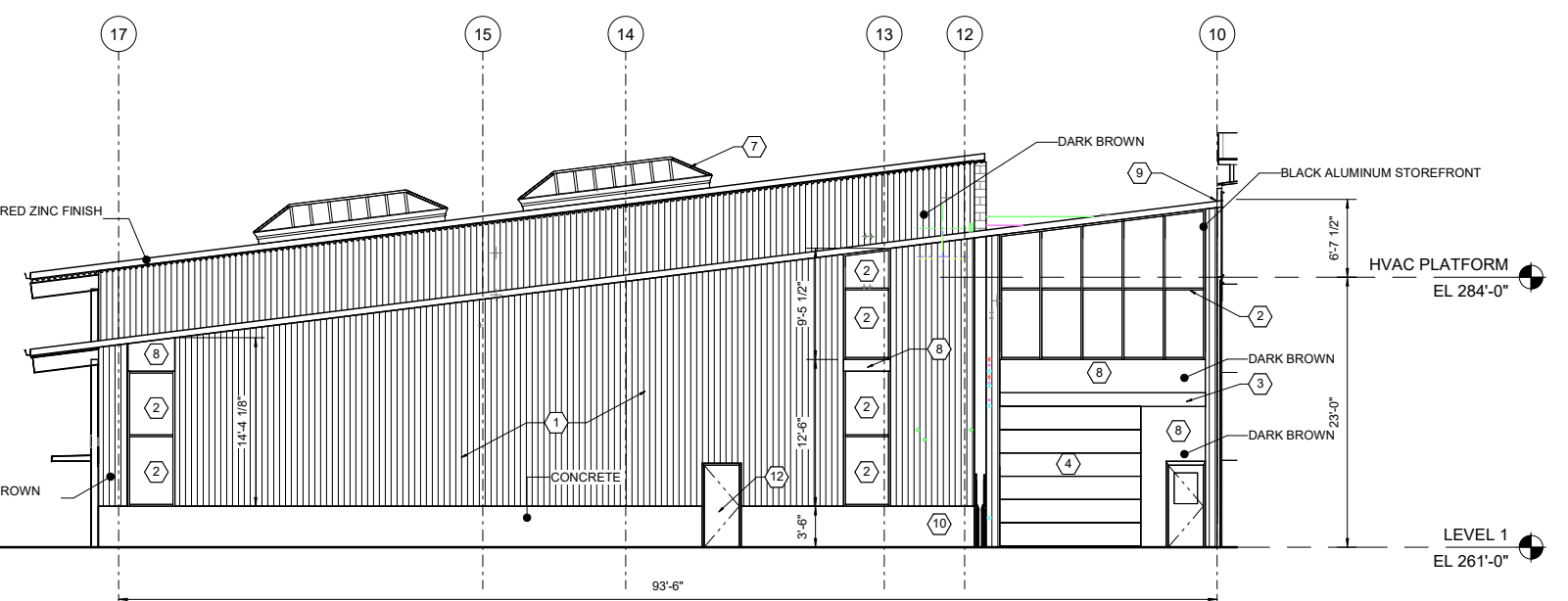


2
ELEVATION
30-A-20001 SCALE: 1/8" = 1'-0"

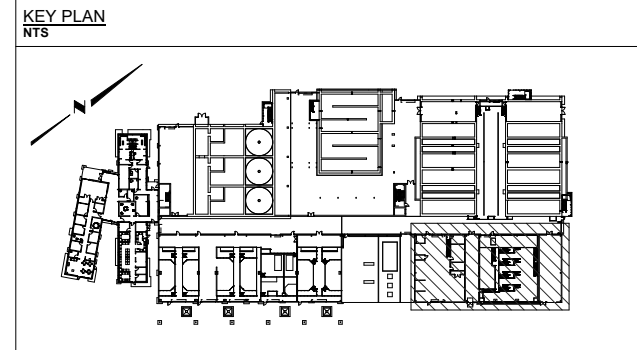
- KEYNOTES**
- 1 BOXRIB METAL SIDING
 - 2 ALUM STOREFRONT WINDOW
 - 3 METAL FRAME CANOPY
 - 4 OVERHEAD SECTIONAL DOOR
 - 5 HOLLOW METAL DOOR WITH TRANSOM ABOVE
 - 6 STANDING METAL SEAM ROOFING
 - 7 CURB MOUNT METAL FRAME SKYLIGHT
 - 8 FLAT METAL PANEL
 - 9 SEISMIC JOINT EXPANSION COVER
 - 10 CONCRETE STEM WALL
 - 11 OVERHEAD COILING DOOR
 - 12 HOLLOW METAL DOOR
 - 13 SHEET METAL GUTTER
 - 14 SHEET METAL DOWNSPOUT



1
ELEVATION
25-A-20101 SCALE: 1/8" = 1'-0"



3
ELEVATION
28-A-20001 SCALE: 1/8" = 1'-0"



SHEET B-086: BUILDING ELEVATION 8

DSGN	D MOOSMAN				
DR	R ROEPKE				
CHK	C HAGERMAN				
APVD	J MCGRAW	NO.	DATE	REVISION	BY
					APVD

VERIFY SCALE
BAR IS ONE INCH ON ORIGINAL DRAWING.
IF NOT ONE INCH ON THIS SHEET, ADJUST SCALES ACCORDINGLY.



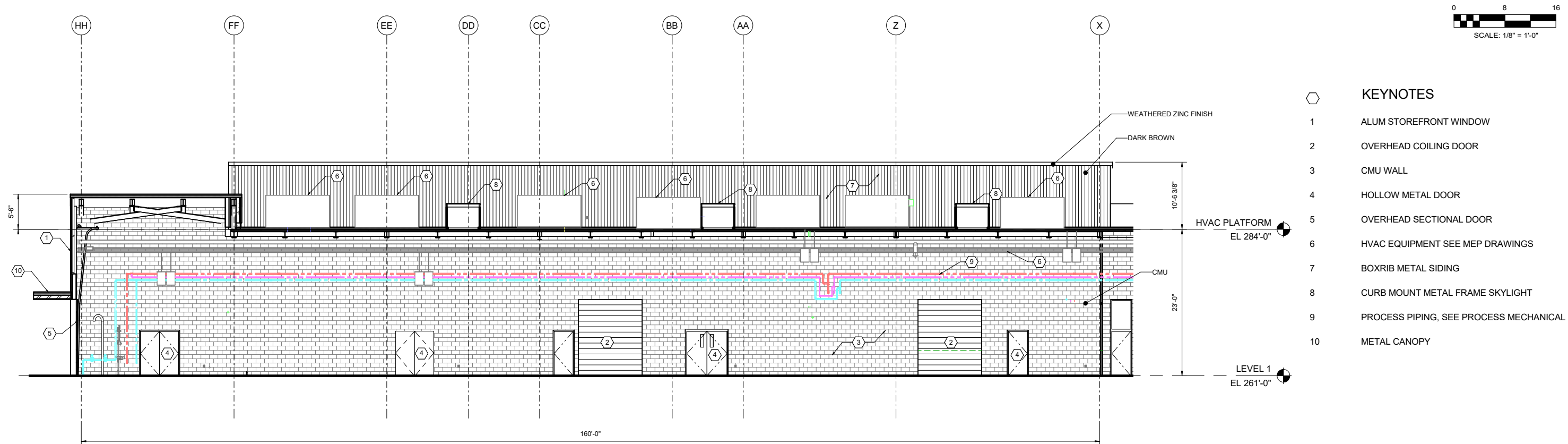
Willamette Water Supply
Our Reliable Water
WILLAMETTE WATER SUPPLY PROGRAM
WATER TREATMENT PLANT_1.0

CDM Smith
1220 SW Morrison Street, Suite 200
Portland, OR 97205
Tel: (503) 232-1800

UV DISINFECTION, PRIMARY SWITCHGEAR AND PLANT MAINTENANCE
ARCHITECTURAL BUILDING ELEVATIONS 1

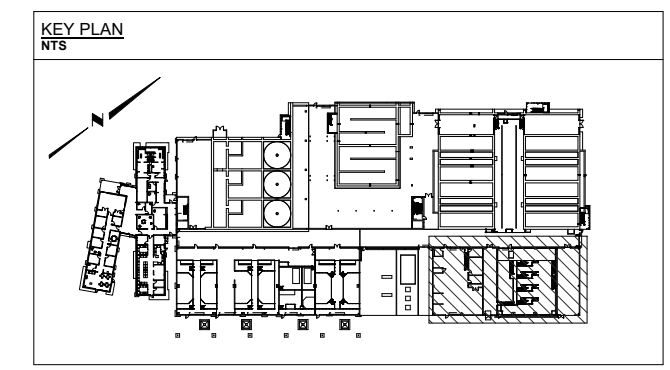
SHEET	DWG	30-A-30001
DATE	AUG 2020	
PROJ	WTP_1.0	

FOR LAND USE PERMITTING (EXHIBIT B)



- KEYNOTES**
- 1 ALUM STOREFRONT WINDOW
 - 2 OVERHEAD COILING DOOR
 - 3 CMU WALL
 - 4 HOLLOW METAL DOOR
 - 5 OVERHEAD SECTIONAL DOOR
 - 6 HVAC EQUIPMENT SEE MEP DRAWINGS
 - 7 BOXRIB METAL SIDING
 - 8 CURB MOUNT METAL FRAME SKYLIGHT
 - 9 PROCESS PIPING, SEE PROCESS MECHANICAL
 - 10 METAL CANOPY

UV SWITCHGEAR AND MAINTENANCE NORTH INTERIOR
ELEVATION
 1
 25-A-20101 SCALE: 1/8" = 1'-0"



SHEET B-087: BUILDING ELEVATION 9

DSGN	D MOOSMAN				
DR	R ROEPKE				
CHK	C HAGERMAN				
APVD	J MCGRAW	NO.	DATE	REVISION	BY

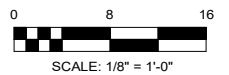
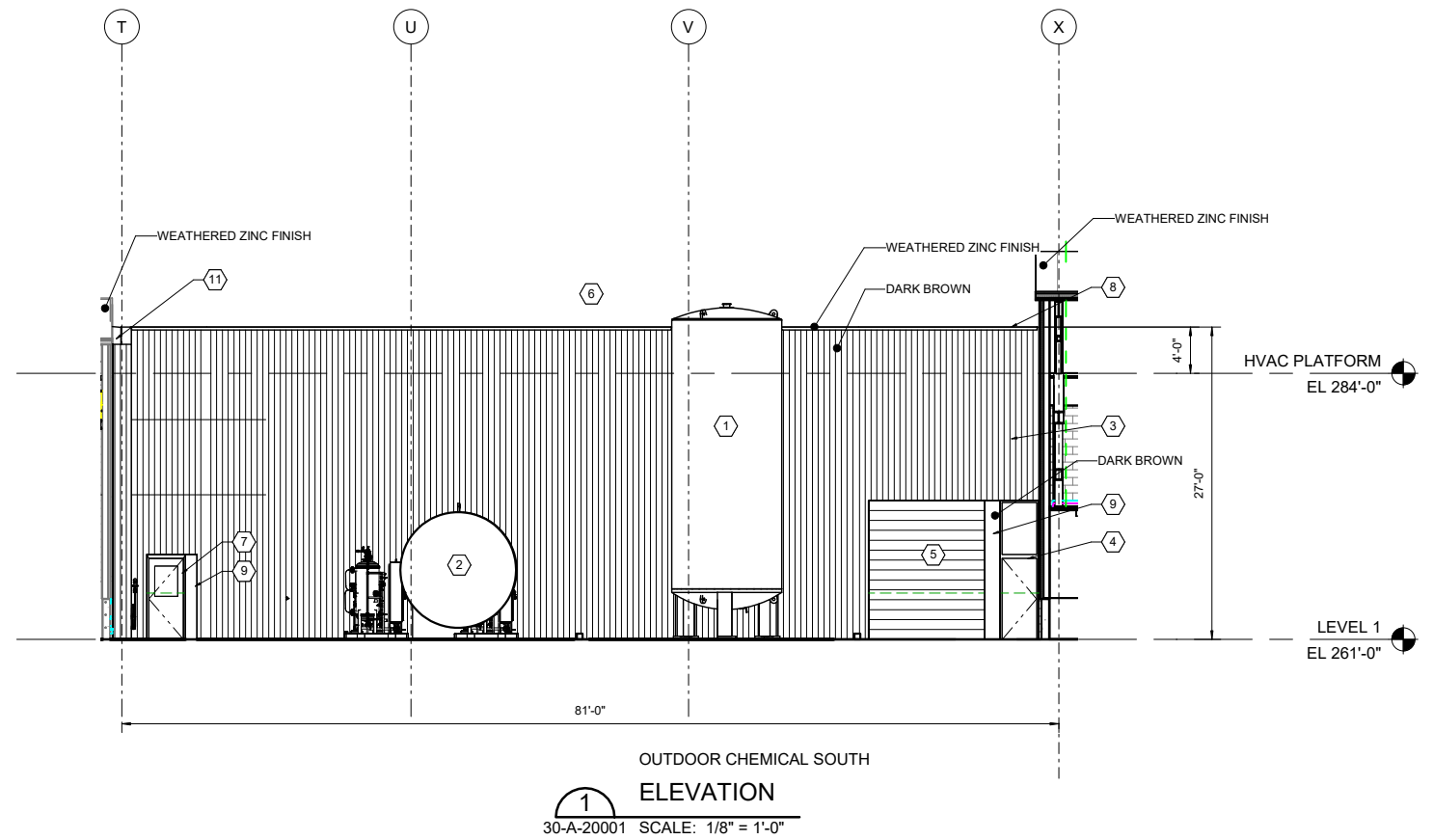
VERIFY SCALE
 BAR IS ONE INCH ON ORIGINAL DRAWING.
 IF NOT ONE INCH ON THIS SHEET, ADJUST SCALES ACCORDINGLY.

Willamette Water Supply
Our Reliable Water
 WILLAMETTE WATER SUPPLY PROGRAM
 WATER TREATMENT PLANT_1.0

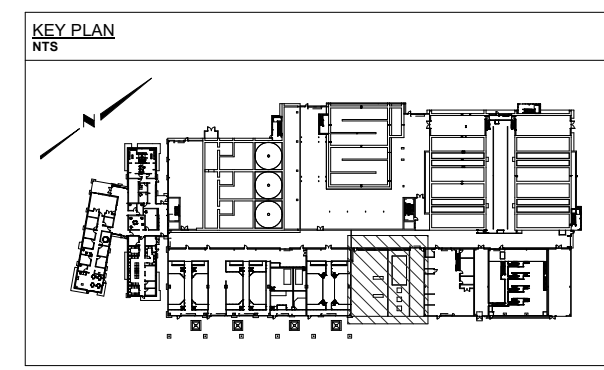
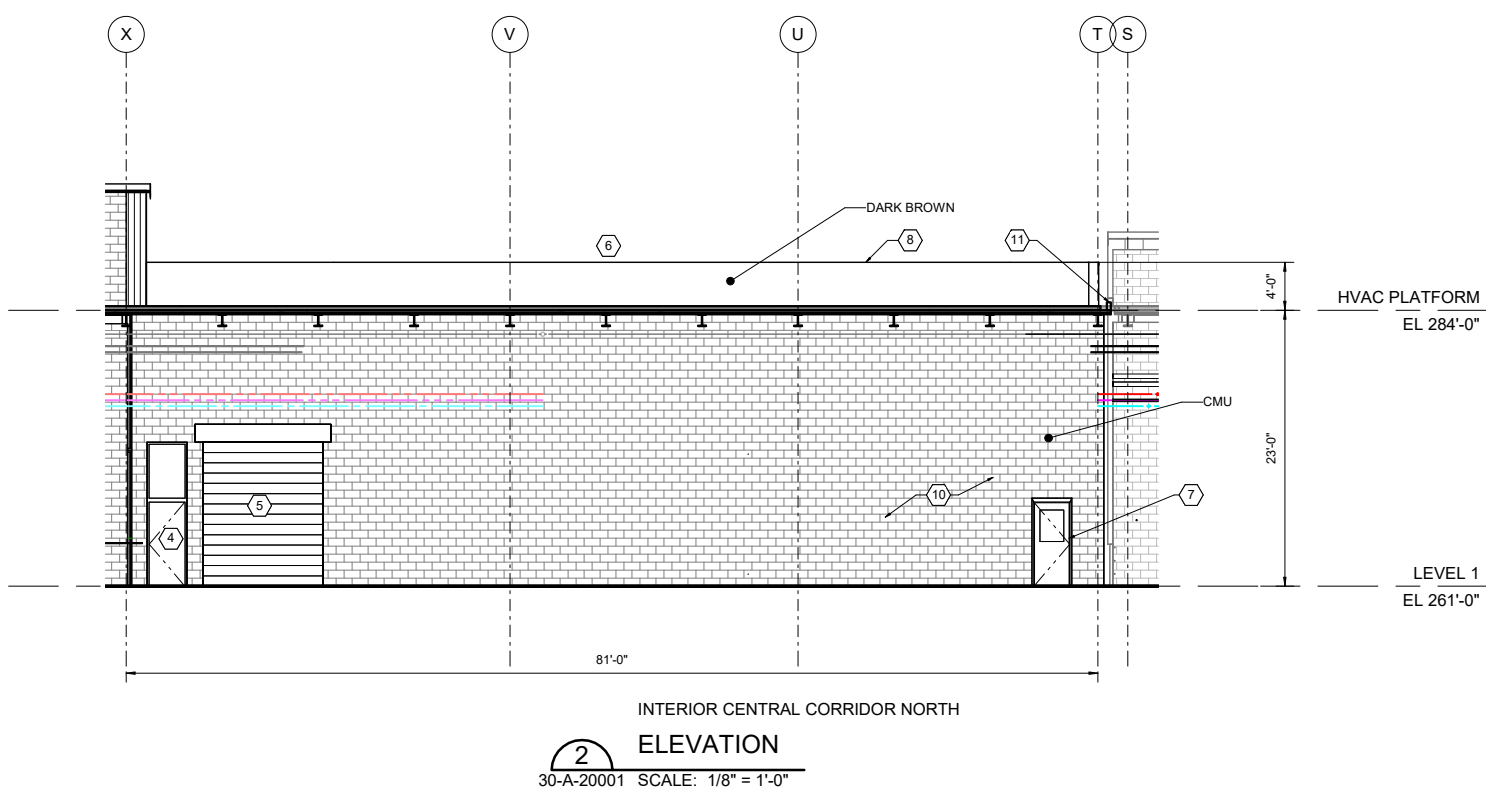
CDM Smith
 1220 SW Morrison Street, Suite 200
 Portland, OR 97205
 Tel: (503) 232-1800

UV DISINFECTION, PRIMARY SWITCHGEAR AND PLANT MAINTENANCE	SHEET
ARCHITECTURAL	DWG 30-A-30002
BUILDING ELEVATIONS 2	DATE AUG 2020
	PROJ WTP_1.0

FOR LAND USE PERMITTING (EXHIBIT B)



- KEYNOTES
- 1 LOX TANK - SEE PROCESS MECHANICAL
 - 2 CO2 TANK - SEE PROCESS MECHANICAL
 - 3 BOXRIB METAL SIDING
 - 4 HOLLOW METAL DOOR WITH TRANSOM ABOVE
 - 5 OVERHEAD COILING DOOR
 - 6 HVAC EQUIPMENT SEE MEP DRAWINGS
 - 7 HOLLOW METAL DOOR
 - 8 PARAPET (42" HIGH) WITH SHEET METAL COPING
 - 9 FLAT METAL PANEL SIDING
 - 10 CMU WALL
 - 11 SEISMIC JOINT EXPANSION COVER



60% DESIGN - NOT FOR CONSTRUCTION

SHEET B-088: BUILDING ELEVATION 10

NO.	DATE	REVISION	BY	APVD

VERIFY SCALE
BAR IS ONE INCH ON ORIGINAL DRAWING.
IF NOT ONE INCH ON THIS SHEET, ADJUST SCALES ACCORDINGLY.



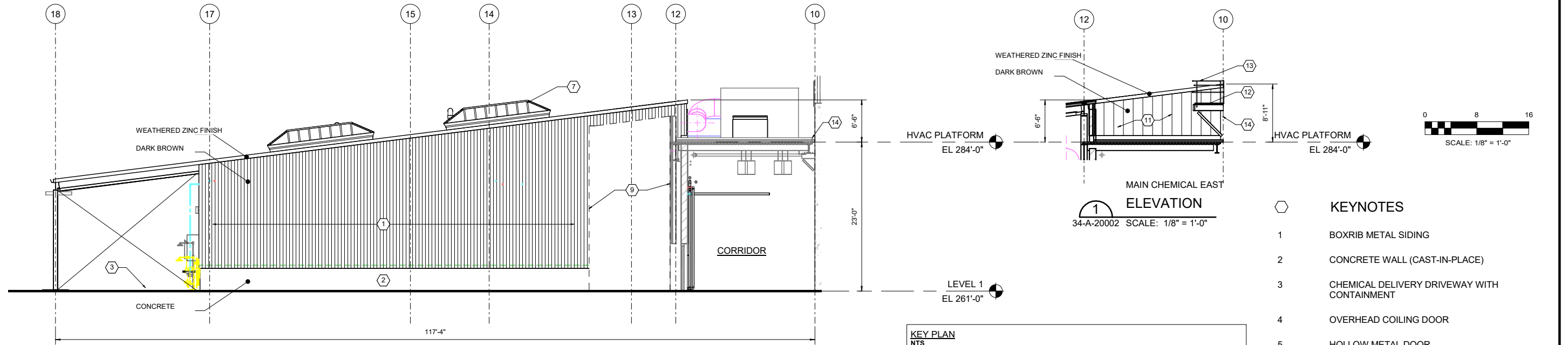
Willamette Water Supply
Our Reliable Water
WILLAMETTE WATER SUPPLY PROGRAM
WATER TREATMENT PLANT_1.0

CDM Smith
1220 SW Morrison Street, Suite 200
Portland, OR 97205
Tel: (503) 232-1800

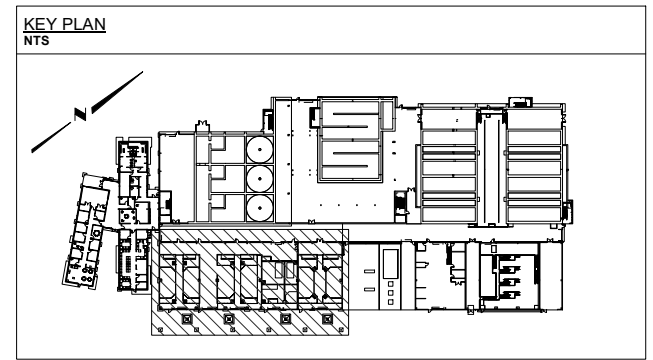
OUTDOOR CHEMICAL FACILITIES
ARCHITECTURAL
BUILDING ELEVATIONS

SHEET	DWG	33-A-30001
DATE	AUG 2020	
PROJ	WTP_1.0	

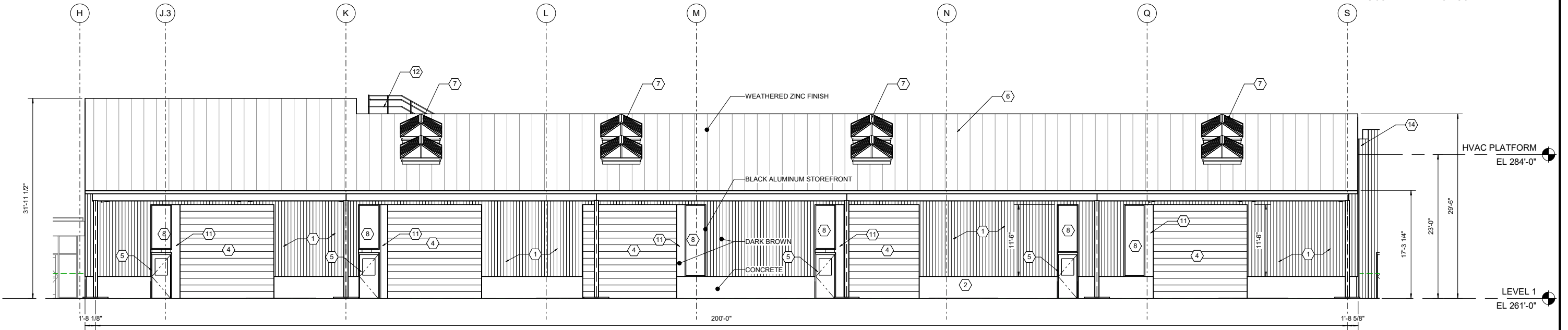
FOR LAND USE PERMITTING (EXHIBIT B)



MAIN CHEMICAL EAST
ELEVATION
25-A-20001 SCALE: 1/8" = 1'-0"



- KEYNOTES**
- 1 BOXRIB METAL SIDING
 - 2 CONCRETE WALL (CAST-IN-PLACE)
 - 3 CHEMICAL DELIVERY DRIVEWAY WITH CONTAINMENT
 - 4 OVERHEAD COILING DOOR
 - 5 HOLLOW METAL DOOR
 - 6 STANDING METAL SEAM ROOFING
 - 7 CURB MOUNT METAL FRAME SKYLIGHT
 - 8 ALUM STOREFRONT WINDOW
 - 9 SEE AREA 33 FOR ELEVATION OF THIS AREA
 - 11 FLAT PANEL METAL SIDING
 - 12 METAL FRAME STAIR ASSEMBLY
 - 13 METAL GUARDRAIL
 - 14 SEISMIC JOINT EXPANSION COVER



MAIN CHEMICAL SOUTH
ELEVATION
34-A-20001 SCALE: 1/8" = 1'-0"

SHEET B-089: BUILDING ELEVATION 11

60% DESIGN - NOT FOR CONSTRUCTION

DSGN	D MOOSMAN	NO.	DATE	REVISION	BY	APVD
DR	R ROEPKE					
CHK	C HAGERMAN					
APVD	J MCGRAW					

VERIFY SCALE
BAR IS ONE INCH ON ORIGINAL DRAWING.
IF NOT ONE INCH ON THIS SHEET, ADJUST SCALES ACCORDINGLY.



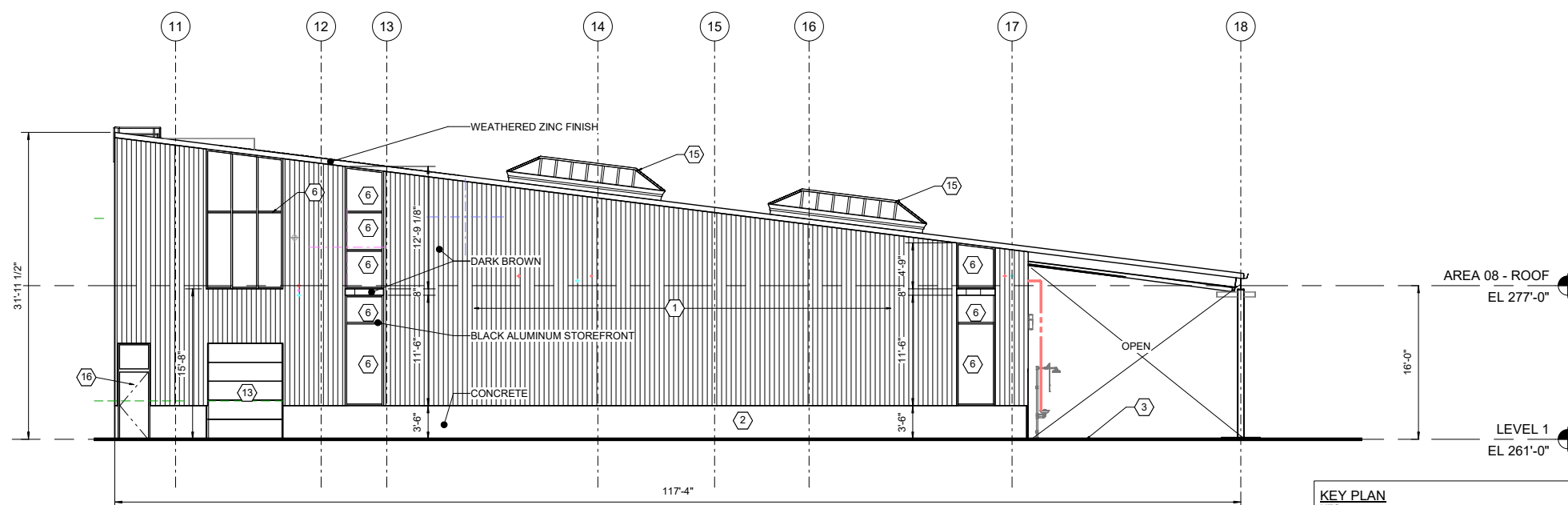
Willamette Water Supply
Our Reliable Water
WILLAMETTE WATER SUPPLY PROGRAM
WATER TREATMENT PLANT_1.0

CDM Smith
1220 SW Morrison Street, Suite 200
Portland, OR 97205
Tel: (503) 232-1800

MAIN CHEMICAL FACILITIES
ARCHITECTURAL
BUILDING ELEVATIONS 1

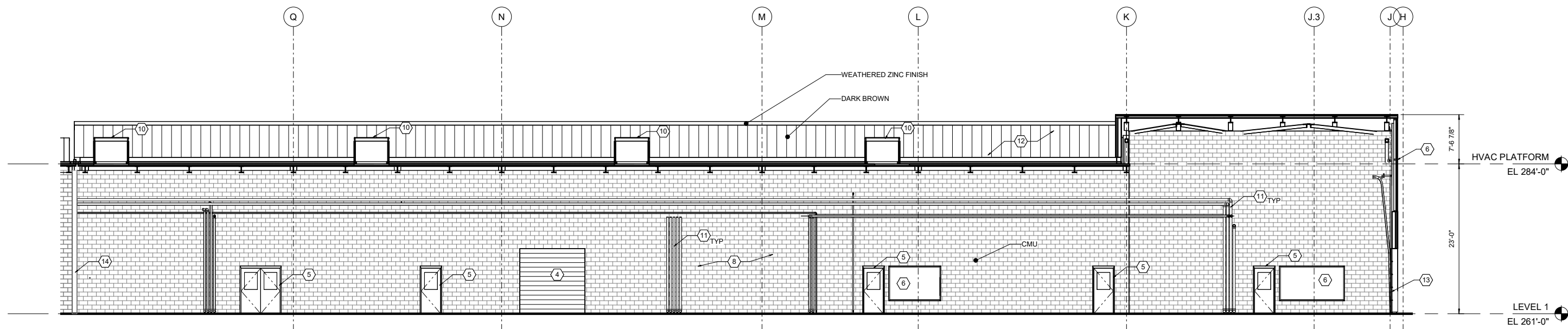
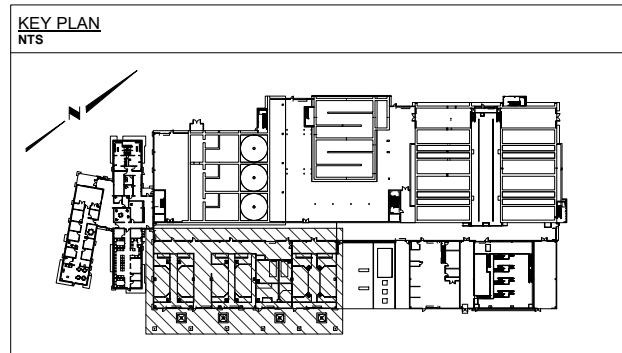
SHEET	DWG 34-A-30001
DATE	AUG 2020
PROJ	WTP_1.0

FOR LAND USE PERMITTING (EXHIBIT B)



- KEYNOTES**
- 1 BOXRIB METAL SIDING
 - 2 CONCRETE WALL (CAST-IN-PLACE)
 - 3 CHEMICAL DELIVERY DRIVEWAY WITH CONTAINMENT
 - 4 OVERHEAD COILING DOOR
 - 5 HOLLOW METAL DOOR
 - 6 ALUM STOREFRONT WINDOW
 - 8 CMU WALL
 - 10 CURB MOUNT METAL FRAME SKYLIGHT
 - 11 PROCESS PIPING, SEE PROCESS MECHANICAL
 - 12 FLAT METAL WALL PANEL
 - 13 OVERHEAD TRANSPARENT SECTIONAL DOOR
 - 14 SEISMIC JOINT EXPANSION COVER
 - 15 ALUM FRAMED SKYLIGHT
 - 16 ALUM STOREFRONT SYSTEM

4
MAIN CHEMICAL WEST
ELEVATION
22-A-20001 SCALE: 1/8" = 1'-0"



5
MAIN CHEMICAL NORTH
ELEVATION
25-A-20101 SCALE: 1/8" = 1'-0"

SHEET B-090: BUILDING ELEVATION 12

60% DESIGN - NOT FOR CONSTRUCTION

DSGN	D MOOSMAN	NO.	DATE	REVISION	BY	APVD
DR	R ROEPKE					
CHK	C HAGERMAN					
APVD	J MCGRAW					

VERIFY SCALE
BAR IS ONE INCH ON ORIGINAL DRAWING.
IF NOT ONE INCH ON THIS SHEET, ADJUST SCALES ACCORDINGLY.

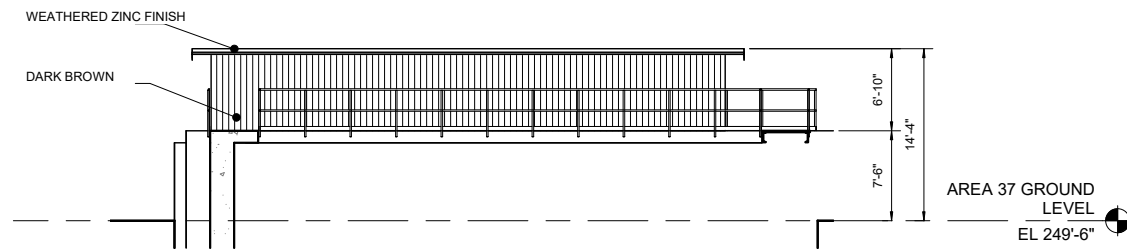
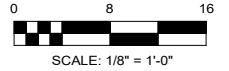
Willamette Water Supply
Our Reliable Water
WILLAMETTE WATER SUPPLY PROGRAM
WATER TREATMENT PLANT_1.0

CDM Smith
1220 SW Morrison Street, Suite 200
Portland, OR 97205
Tel: (503) 232-1800

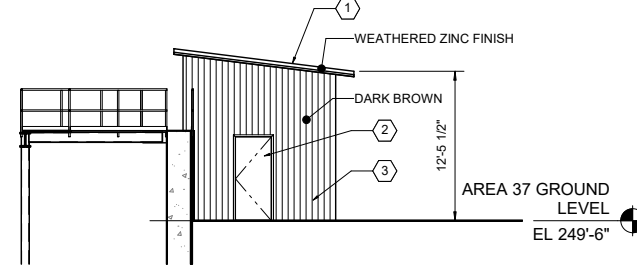
MAIN CHEMICAL FACILITIES
ARCHITECTURAL
BUILDING ELEVATIONS 2

SHEET	DWG	34-A-30002
DATE	AUG 2020	
PROJ	WTP_1.0	

FOR LAND USE PERMITTING (EXHIBIT B)

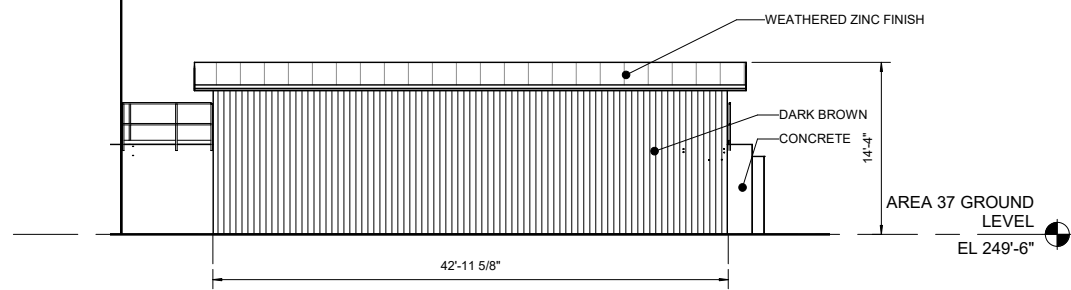


1
EQUALIZATION / OVERFLOW WEST
ELEVATION
37-A-20001 SCALE: 1/8" = 1'-0"

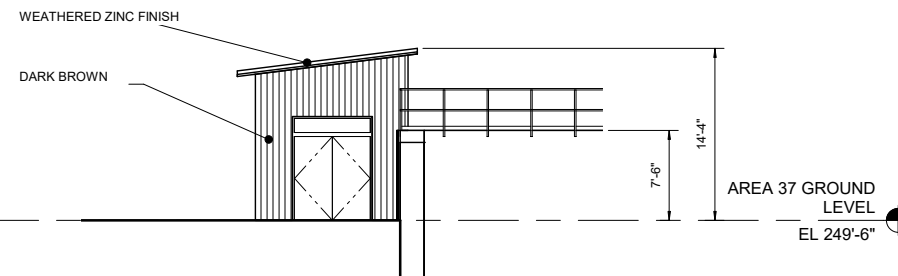


2
EQUALIZATION / OVERFLOW SOUTH
ELEVATION
37-A-20001 SCALE: 1/8" = 1'-0"

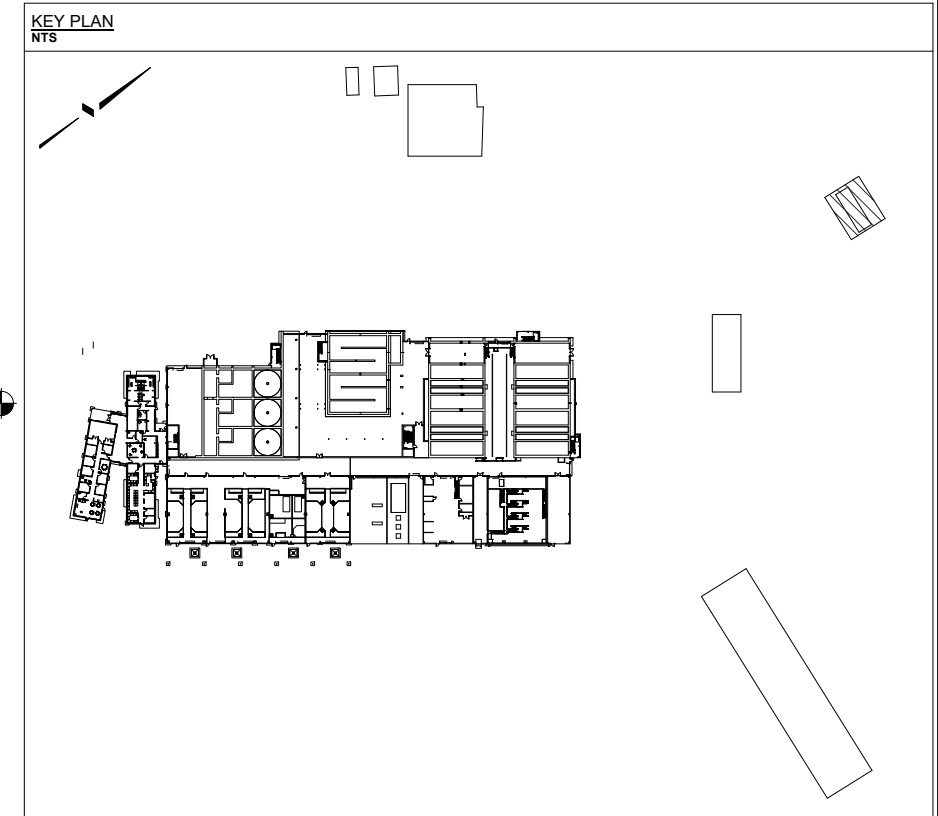
- KEYNOTES
- 1 STANDING SEAM ROOF
 - 2 HOLLOW METAL DOOR
 - 3 BOXRIB METAL SIDING



3
EQUALIZATION / OVERFLOW EAST
ELEVATION
37-A-20001 SCALE: 1/8" = 1'-0"



4
EQUALIZATION / OVERFLOW NORTH
ELEVATION
01-A-00107 SCALE: 1/8" = 1'-0"



60% DESIGN - NOT FOR CONSTRUCTION

SHEET B-091: BUILDING ELEVATION 13

DSGN	D MOOSMAN				
DR	E RUZICKA				
CHK	C HAGERMAN				
APVD	J MCGRAW	NO.	DATE	REVISION	BY

VERIFY SCALE
BAR IS ONE INCH ON ORIGINAL DRAWING.
IF NOT ONE INCH ON THIS SHEET, ADJUST SCALES ACCORDINGLY.



Willamette Water Supply
Our Reliable Water
WILLAMETTE WATER SUPPLY PROGRAM
WATER TREATMENT PLANT_1.0

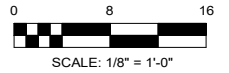
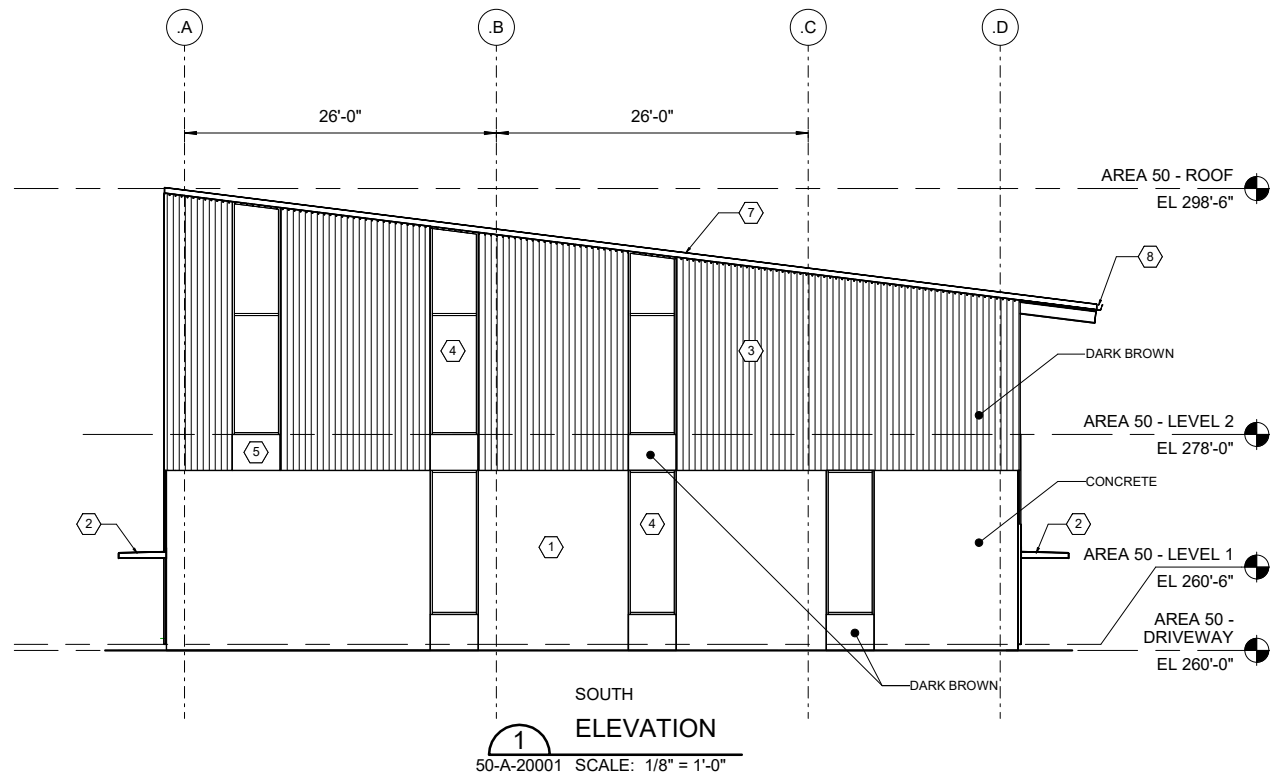
CDM Smith
1220 SW Morrison Street, Suite 200
Portland, OR 97205
Tel: (503) 232-1800

EQUALIZATION / OVERFLOW BASINS
ARCHITECTURAL
BUILDING ELEVATIONS

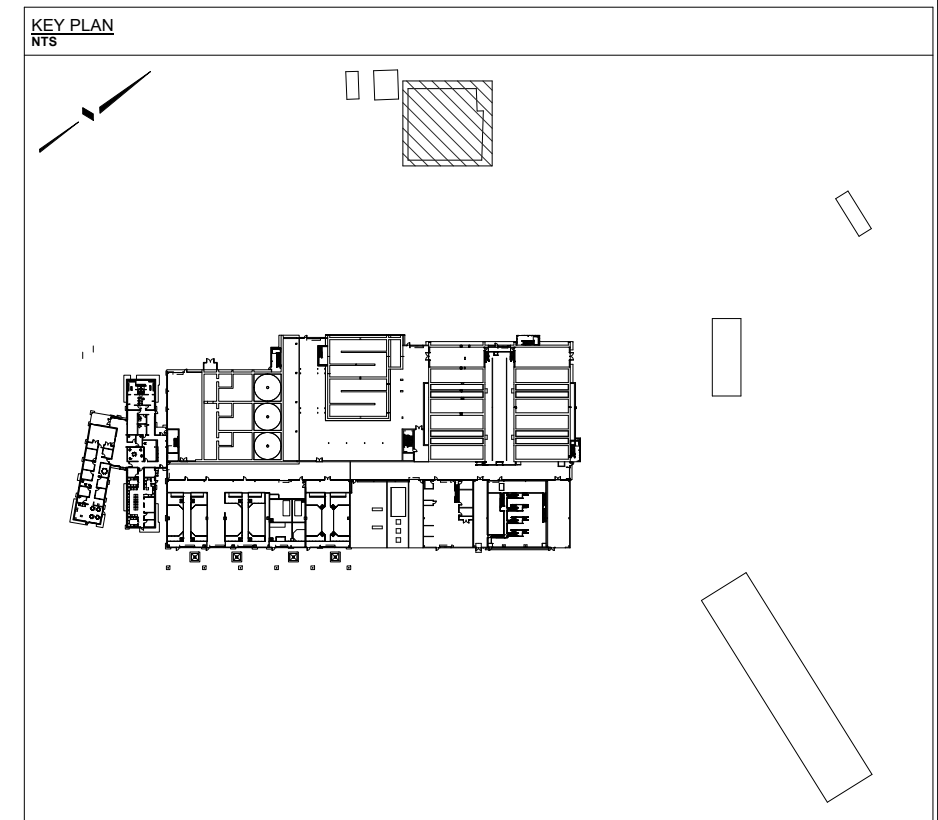
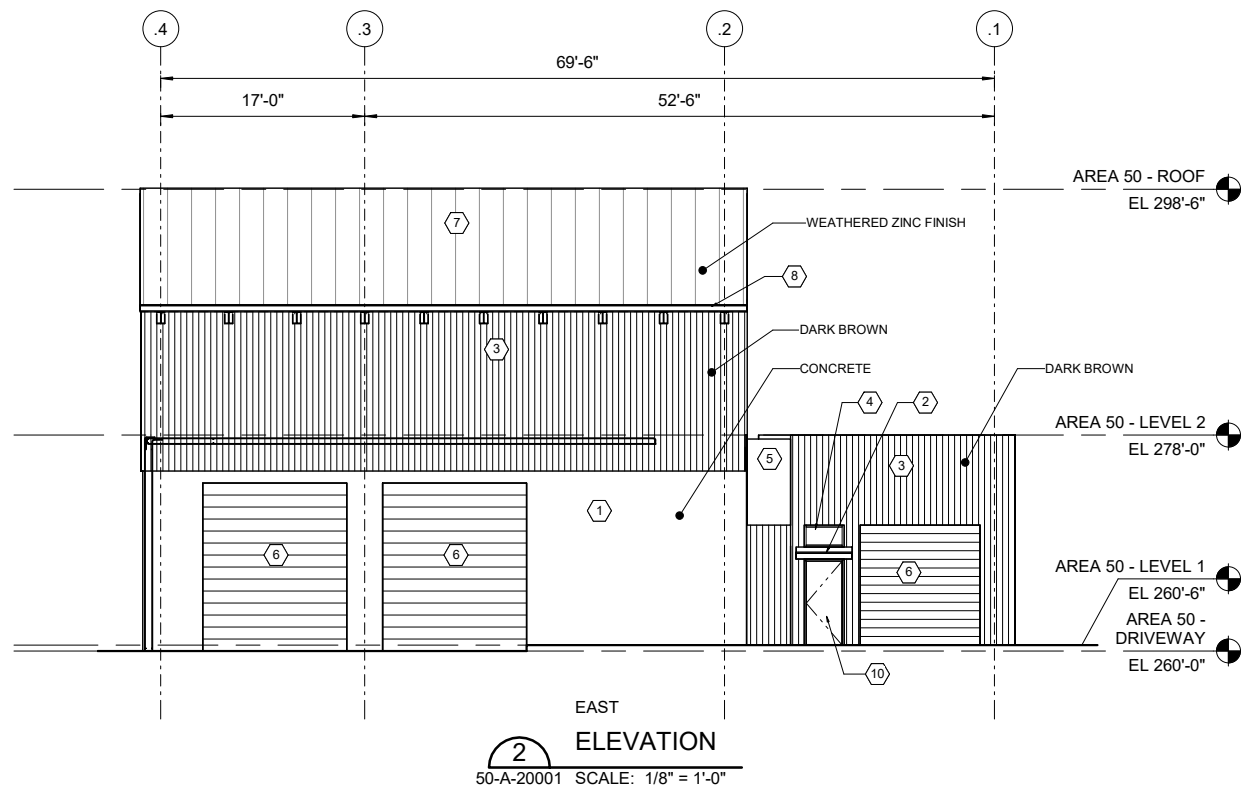
SHEET	
DWG	37-A-30001
DATE	AUG 2020
PROJ	WTP_1.0

PLOT DATE AND TIME: 6/9/2020 12:03:13 PM

FOR LAND USE PERMITTING (EXHIBIT B)



- KEYNOTES**
- 1 CONCRETE WALL (CAST-IN-PLACE)
 - 2 METAL CANOPY
 - 3 BOXRIB METAL SIDING
 - 4 ALUM STOREFRONT WINDOW
 - 5 FLAT METAL PANEL SIDING
 - 6 OVERHEAD COILING DOOR
 - 7 STANDING SEAM METAL ROOF
 - 8 METAL GUTTER
 - 10 HOLLOW METAL DOOR



60% DESIGN - NOT FOR CONSTRUCTION

SHEET B-092: BUILDING ELEVATION 14

DSGN	D MOOSMAN				
DR	E RUZICKA				
CHK	C HAGERMAN				
APVD	J MCGRAW	NO.	DATE	REVISION	BY

VERIFY SCALE
BAR IS ONE INCH ON ORIGINAL DRAWING.
IF NOT ONE INCH ON THIS SHEET, ADJUST SCALES ACCORDINGLY.



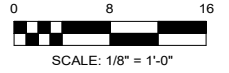
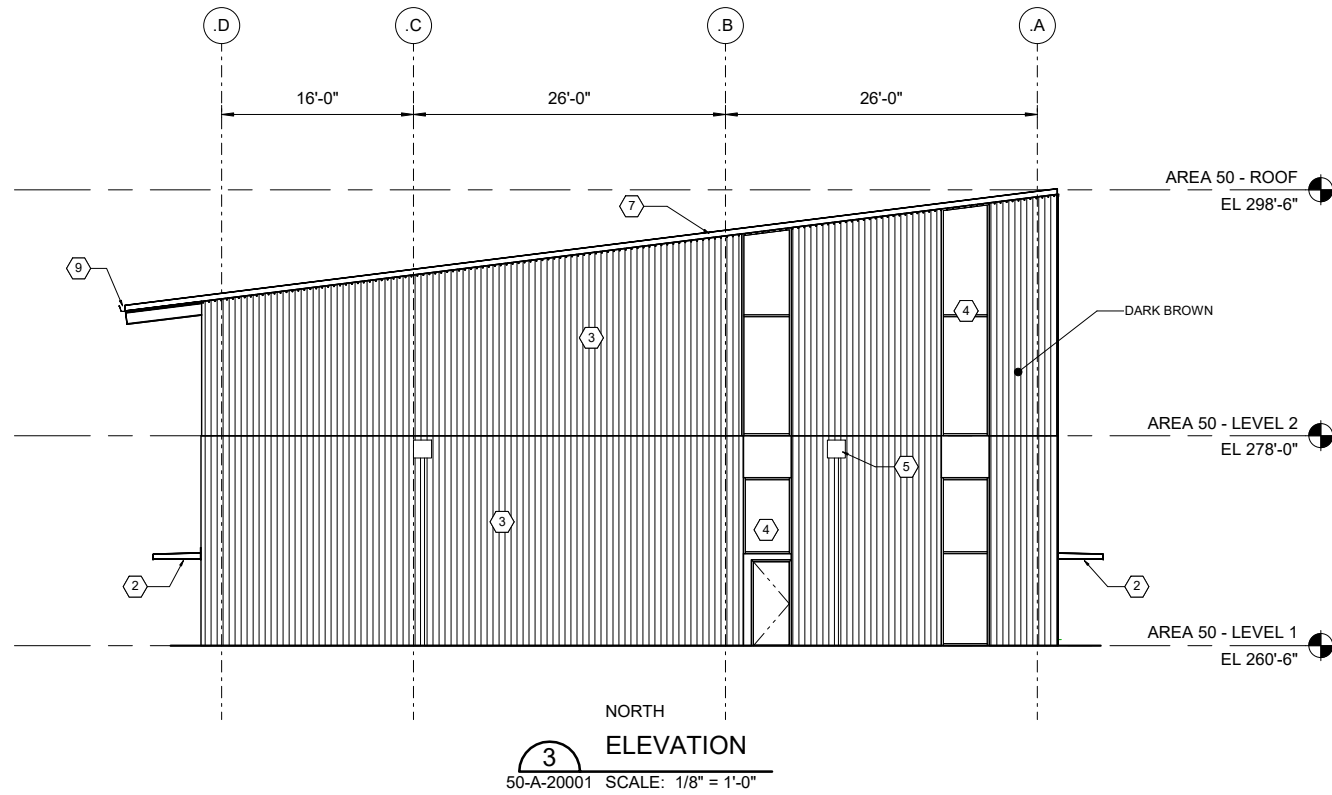
Willamette Water Supply
Our Reliable Water
WILLAMETTE WATER SUPPLY PROGRAM
WATER TREATMENT PLANT_1.0

CDM Smith
1220 SW Morrison Street, Suite 200
Portland, OR 97205
Tel: (503) 232-1800

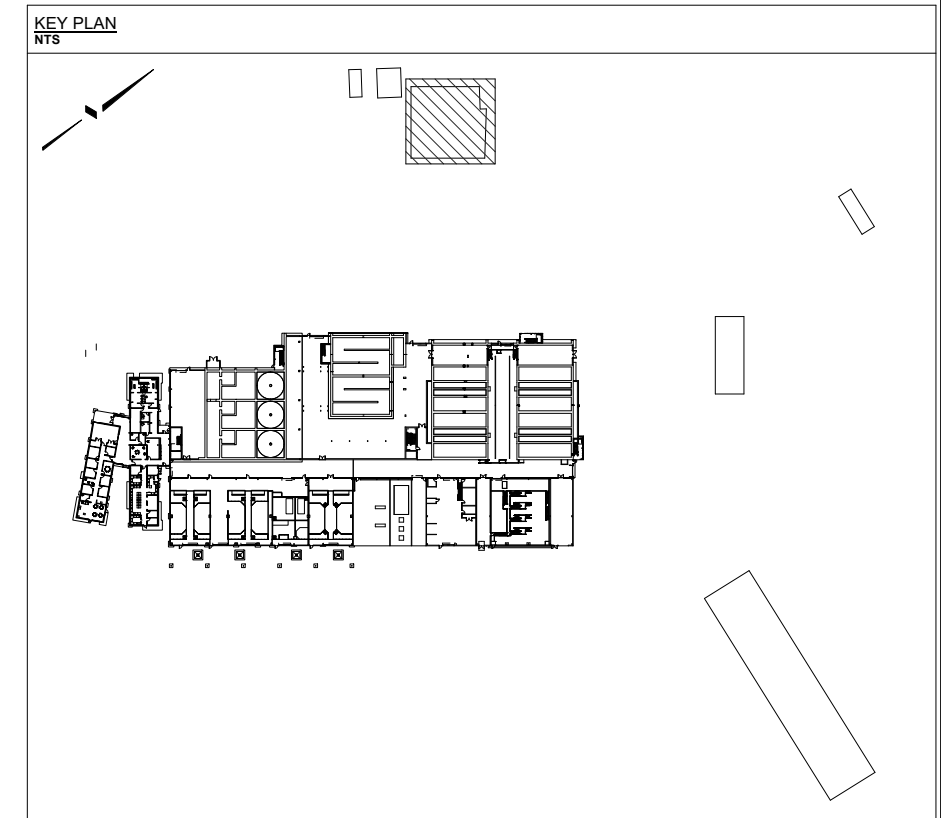
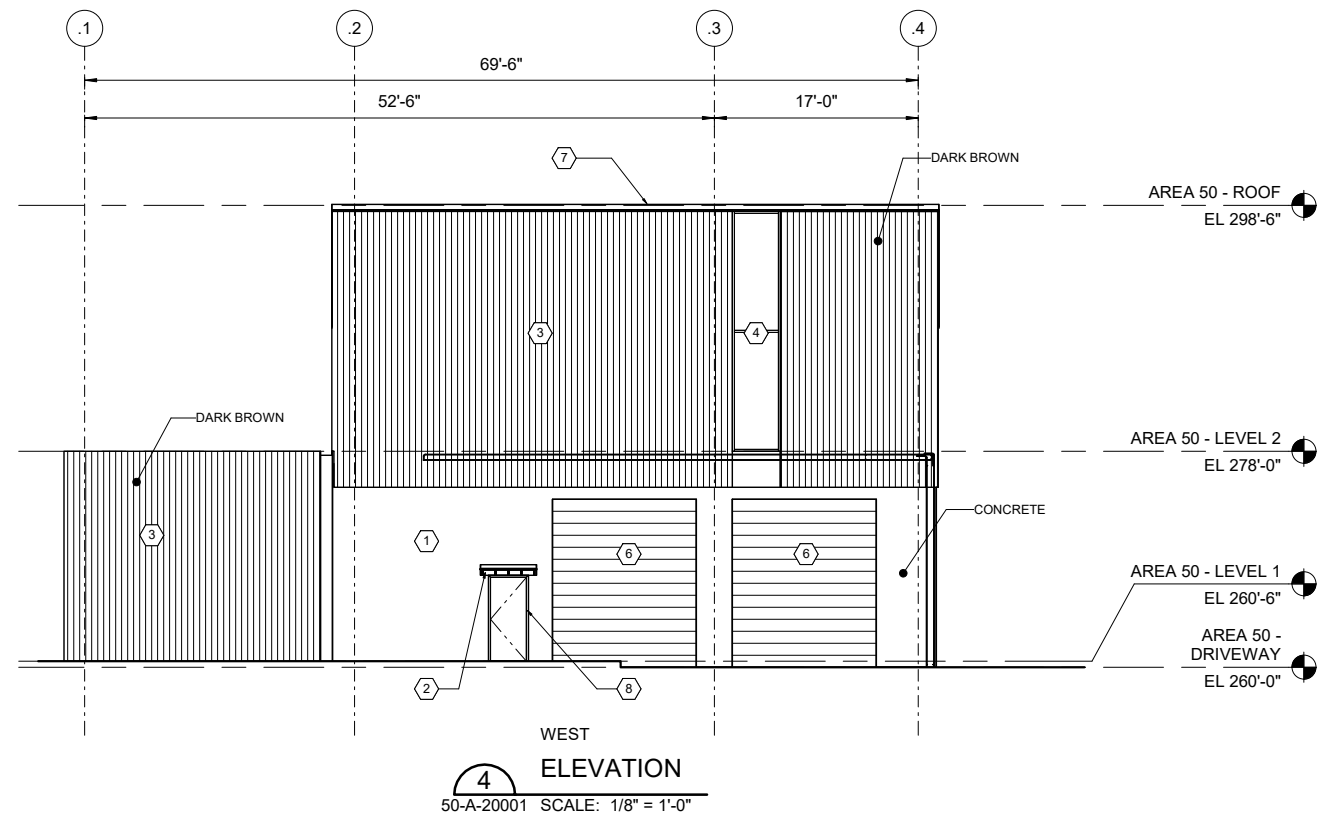
DEWATERING
ARCHITECTURAL
BUILDING ELEVATIONS 1

SHEET	DWG	50-A-30001
DATE	AUG 2020	
PROJ	WTP_1.0	

FOR LAND USE PERMITTING (EXHIBIT B)



- KEYNOTES**
- 1 CONCRETE WALL (CAST-IN-PLACE)
 - 2 METAL CANOPY
 - 3 BOXRIB METAL SIDING
 - 4 ALUM STOREFRONT WINDOW
 - 5 SCUPPER AND DOWNSPOUT
 - 6 OVERHEAD COILING DOOR
 - 7 STANDING SEAM ROOF
 - 8 FIBERGLASS DOOR AND FRAME ASSEMBLY
 - 9 METAL GUTTER



60% DESIGN - NOT FOR CONSTRUCTION

SHEET B-093: BUILDING ELEVATION 15

DSGN	D MOOSMAN				
DR	E RUZICKA				
CHK	C HAGERMAN				
APVD	J MCGRAW	NO.	DATE	REVISION	BY

VERIFY SCALE
BAR IS ONE INCH ON ORIGINAL DRAWING.
IF NOT ONE INCH ON THIS SHEET, ADJUST SCALES ACCORDINGLY.



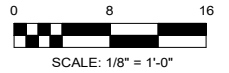
Willamette Water Supply
Our Reliable Water
WILLAMETTE WATER SUPPLY PROGRAM
WATER TREATMENT PLANT_1.0

CDM Smith
1220 SW Morrison Street, Suite 200
Portland, OR 97205
Tel: (503) 232-1800

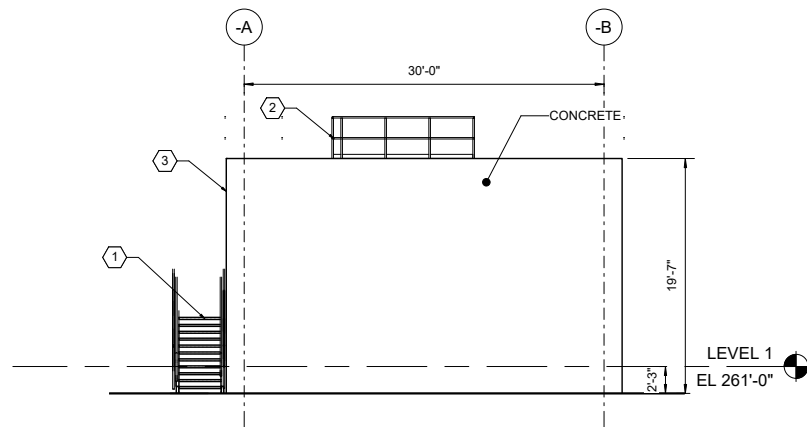
DEWATERING
ARCHITECTURAL
BUILDING ELEVATIONS 2

SHEET	DWG	50-A-30002
DATE	AUG 2020	
PROJ	WTP_1.0	

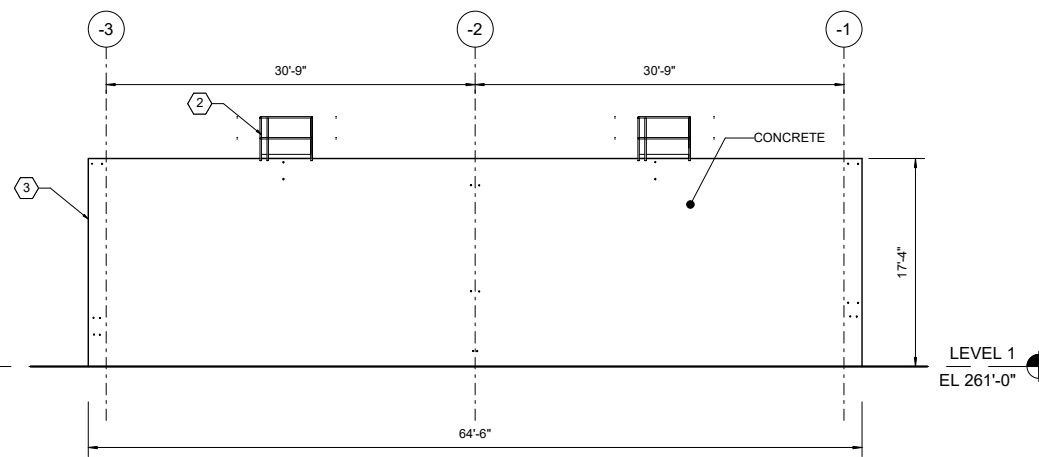
FOR LAND USE PERMITTING (EXHIBIT B)



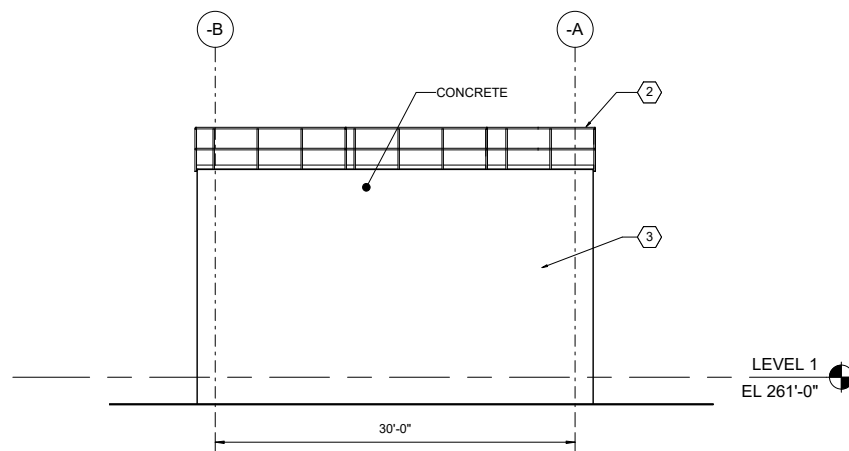
- KEYNOTES**
- 1 METAL GRATE STAIR ASSEMBLY
 - 2 METAL GUARD RAIL
 - 3 CONCRETE BASIN WALL (CAST-IN-PLACE)



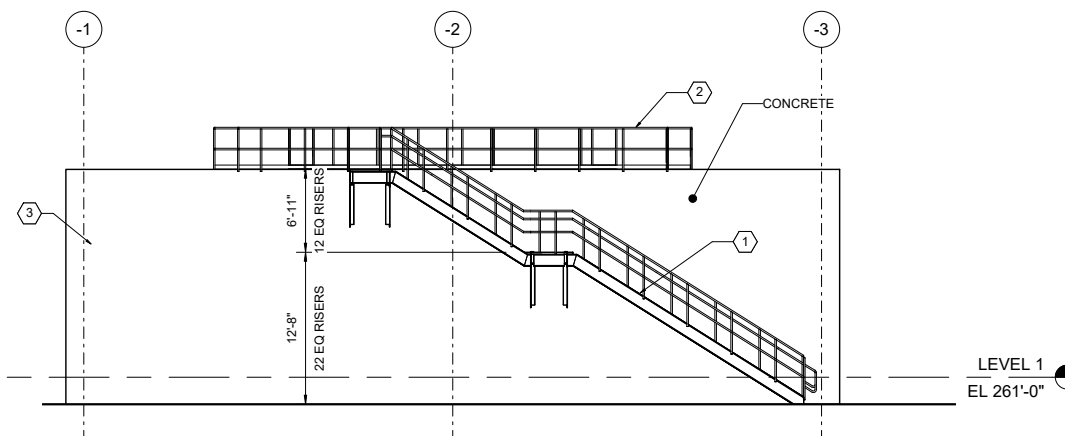
THICKENED SLUDGE STORAGE SOUTH
ELEVATION
 1
 50-A-20001 SCALE: 1/8" = 1'-0"



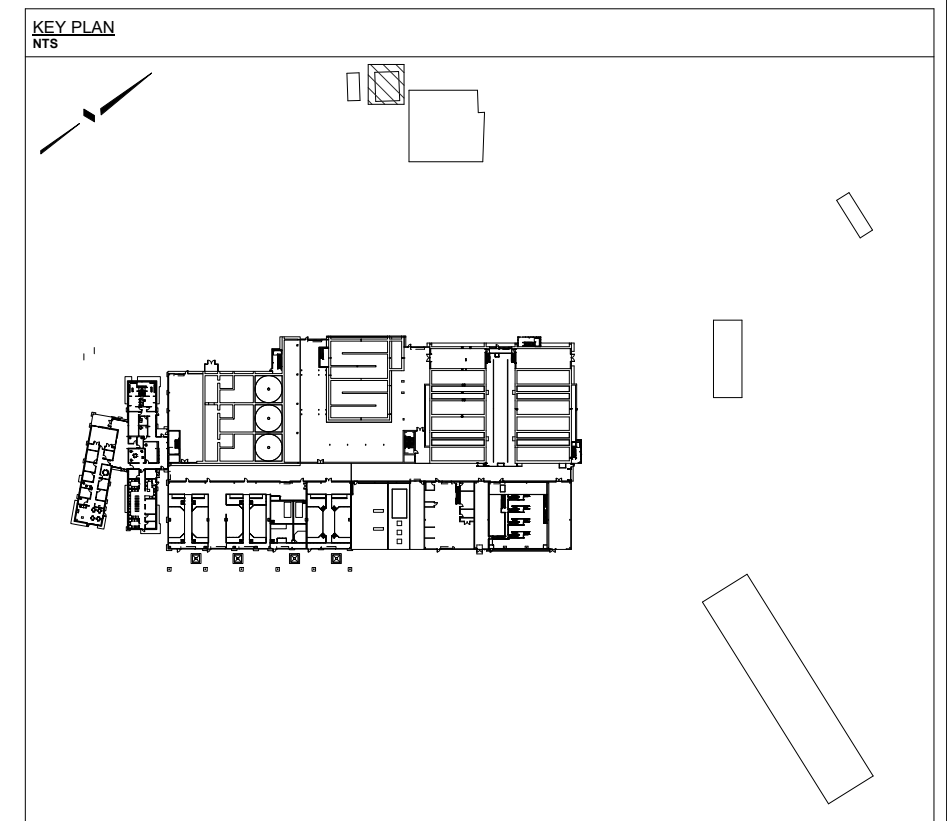
THICKENED SLUDGE STORAGE EAST
ELEVATION
 2
 51-A-20001 SCALE: 1/8" = 1'-0"



THICKENED SLUDGE STORAGE NORTH
ELEVATION
 3
 51-A-20001 SCALE: 1/8" = 1'-0"



THICKENED SLUDGE STORAGE WEST
ELEVATION
 4
 51-A-20001 SCALE: 1/8" = 1'-0"



SHEET B-094: BUILDING ELEVATION 16

60% DESIGN - NOT FOR CONSTRUCTION

DSGN	D MOOSMAN				
DR	E RUZICKA				
CHK	C HAGERMAN				
APVD	J MCGRAW	NO.	DATE	REVISION	BY

VERIFY SCALE
 BAR IS ONE INCH ON ORIGINAL DRAWING.
 IF NOT ONE INCH ON THIS SHEET, ADJUST SCALES ACCORDINGLY.



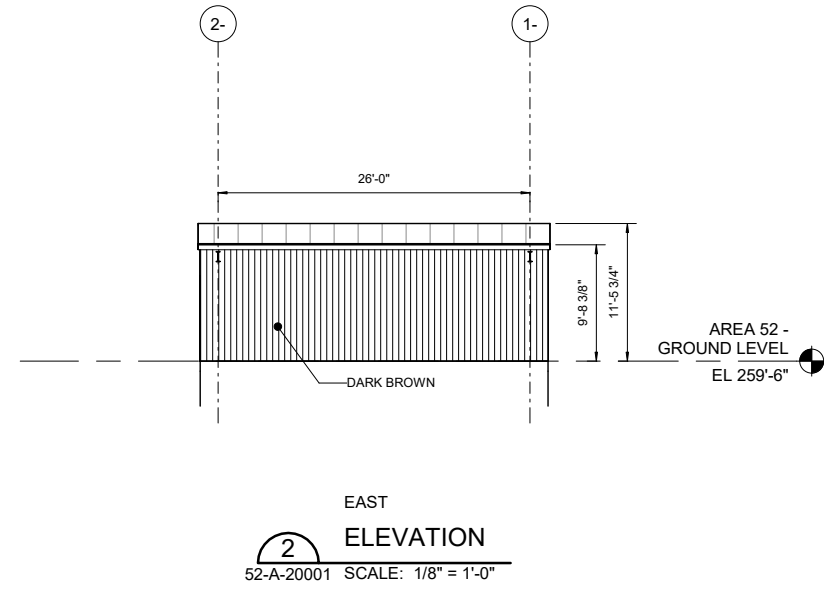
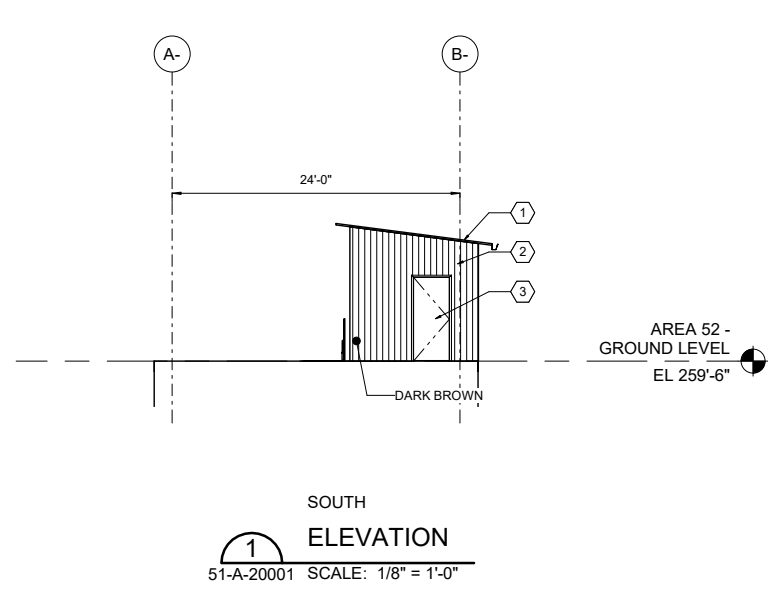
Willamette Water Supply
Our Reliable Water
 WILLAMETTE WATER SUPPLY PROGRAM
 WATER TREATMENT PLANT_1.0

CDM Smith
 1220 SW Morrison Street, Suite 200
 Portland, OR 97205
 Tel: (503) 232-1800

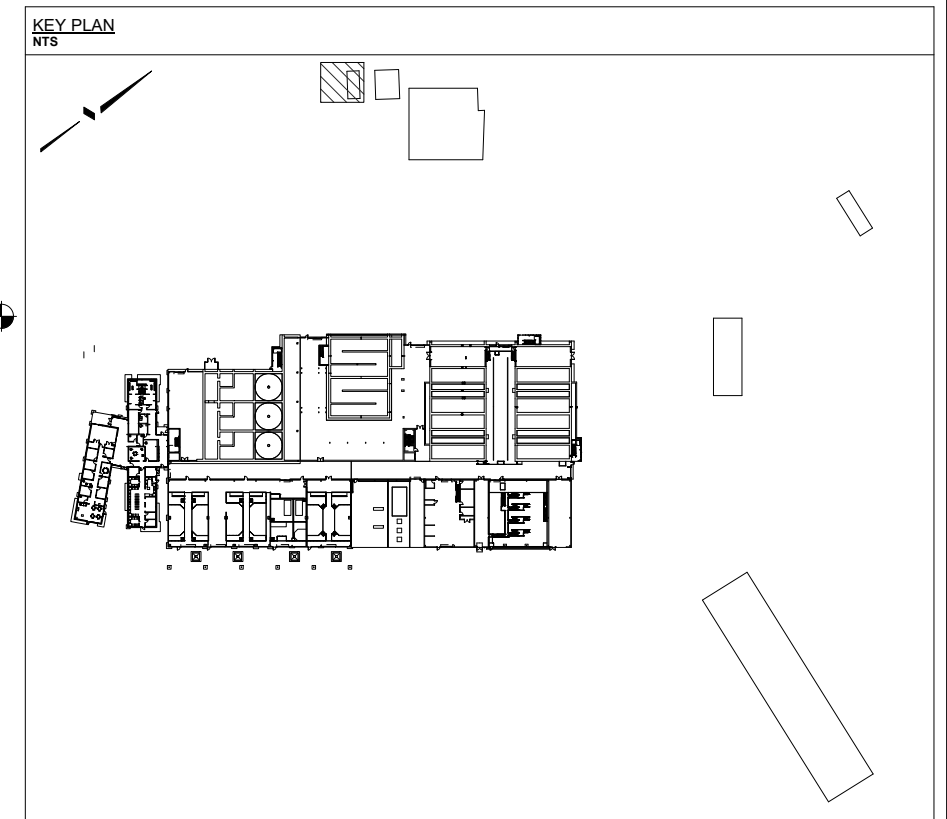
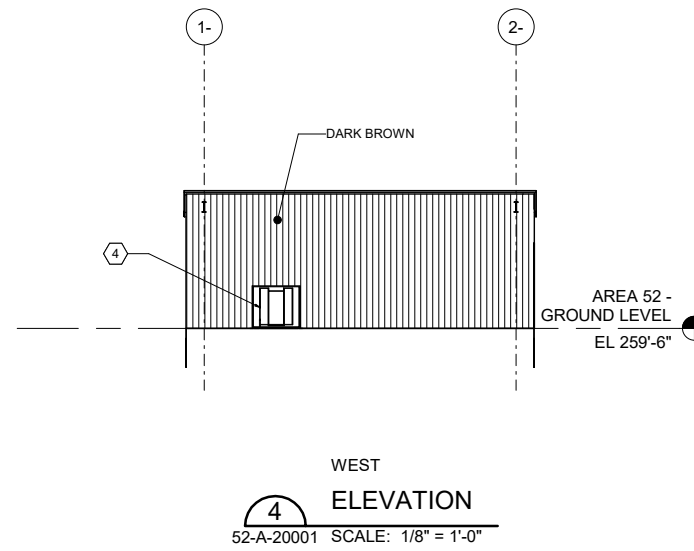
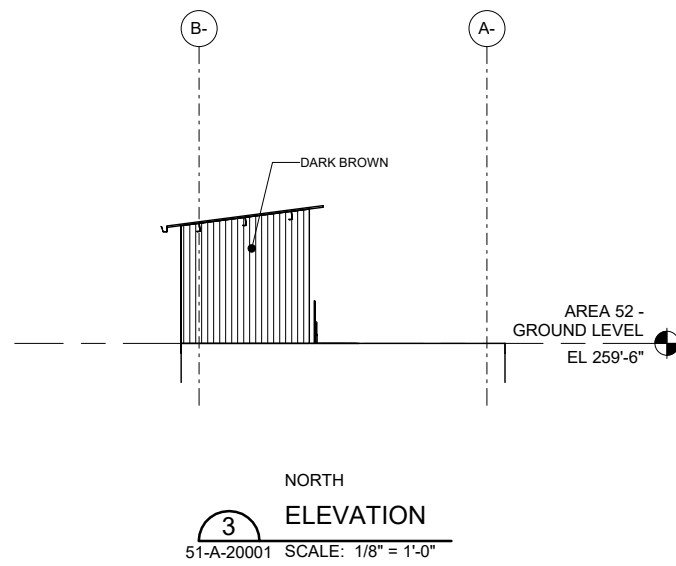
THICKENED SLUDGE STORAGE
 ARCHITECTURAL
 BUILDING ELEVATIONS

SHEET	
DWG	51-A-30001
DATE	AUG 2020
PROJ	WTP_1.0

FOR LAND USE PERMITTING (EXHIBIT B)



- KEYNOTES**
- 1 STANDING SEAM ROOF
 - 2 BOXRIB METAL SIDING
 - 3 HOLLOW METAL DOOR
 - 4 HATCH



SHEET B-095: BUILDING ELEVATION 17

60% DESIGN - NOT FOR CONSTRUCTION

DSGN	D MOOSMAN				
DR	E RUZICKA				
CHK	C HAGERMAN				
APVD	J MCGRAW	NO.	DATE	REVISION	BY

VERIFY SCALE
 BAR IS ONE INCH ON ORIGINAL DRAWING.
 IF NOT ONE INCH ON THIS SHEET, ADJUST SCALES ACCORDINGLY.



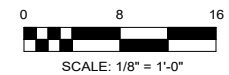
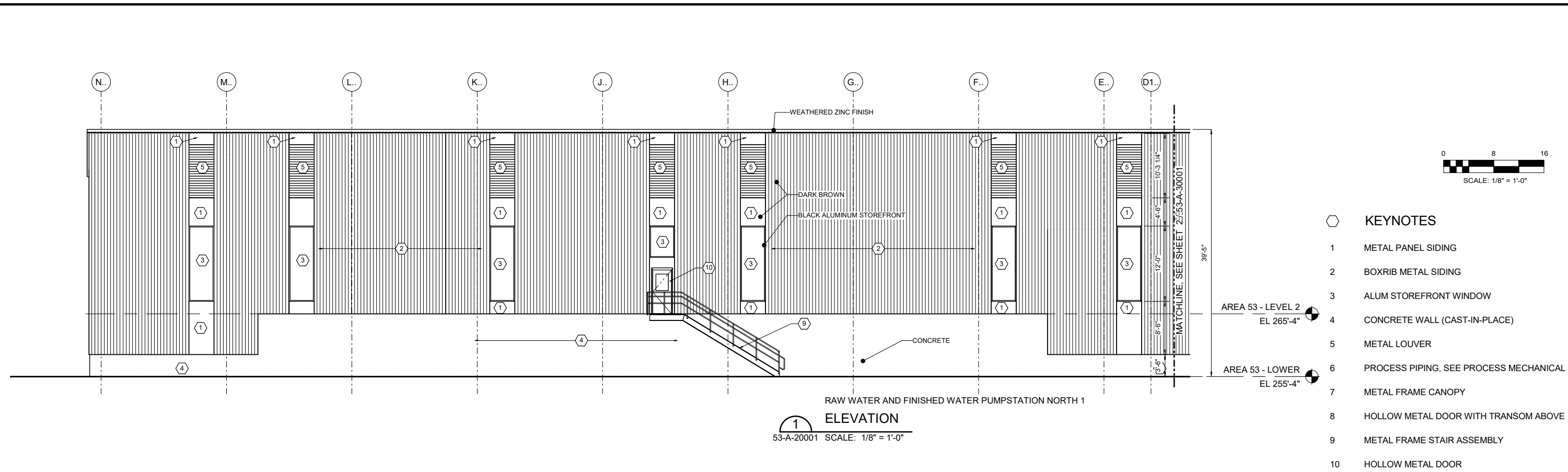
Willamette Water Supply
Our Reliable Water
 WILLAMETTE WATER SUPPLY PROGRAM
 WATER TREATMENT PLANT_1.0

CDM Smith
 1220 SW Morrison Street, Suite 200
 Portland, OR 97205
 Tel: (503) 232-1800

THICKENED SOLIDS PUMP STATION
 ARCHITECTURAL
 BUILDING ELEVATIONS

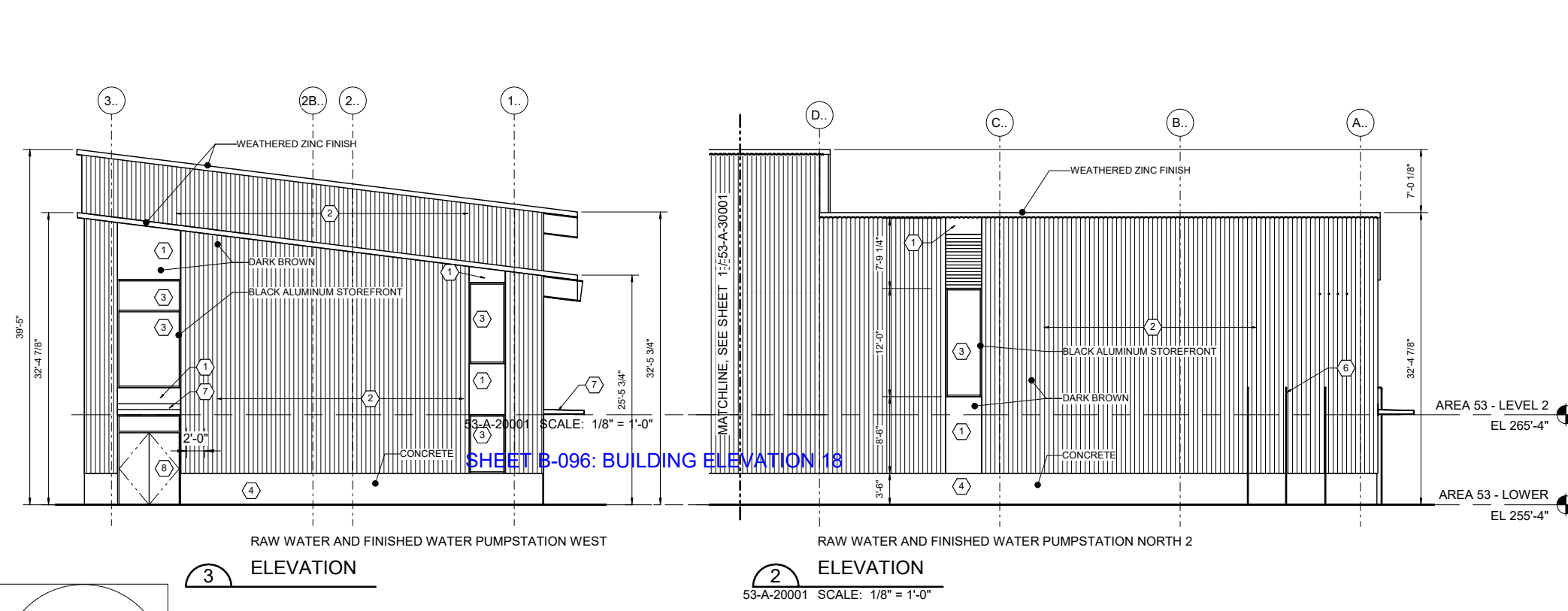
SHEET	
DWG	52-A-30001
DATE	AUG 2020
PROJ	WTP_1.0

FOR LAND USE PERMITTING (EXHIBIT B)



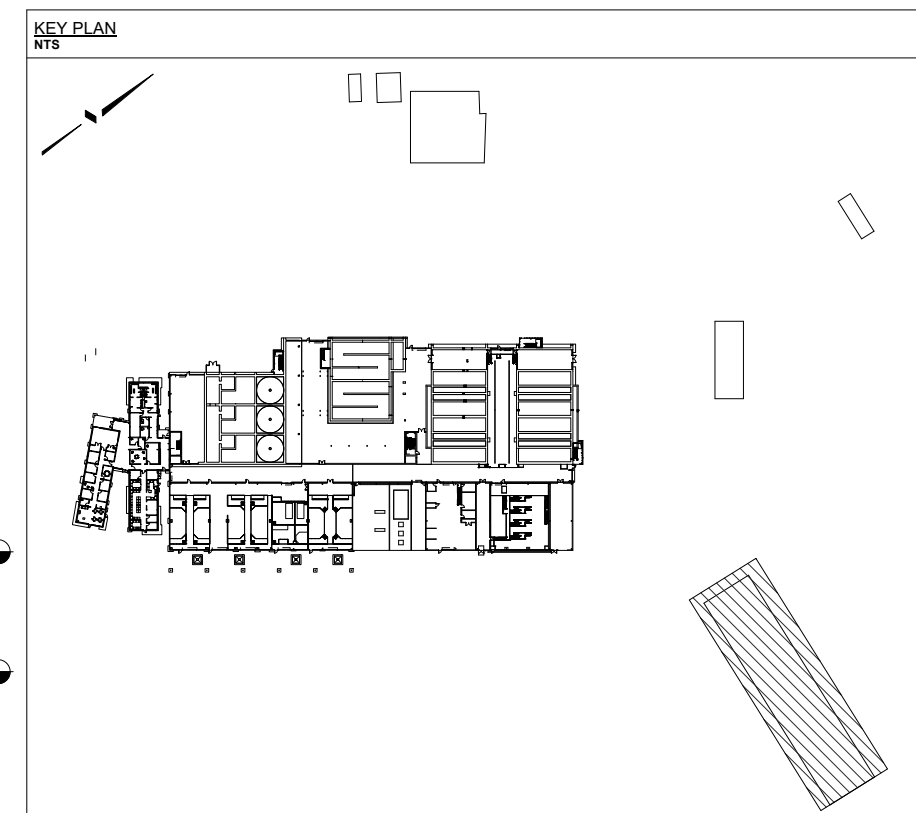
- KEYNOTES**
- 1 METAL PANEL SIDING
 - 2 BOXRIB METAL SIDING
 - 3 ALUM STOREFRONT WINDOW
 - 4 CONCRETE WALL (CAST-IN-PLACE)
 - 5 METAL LOUVER
 - 6 PROCESS PIPING, SEE PROCESS MECHANICAL
 - 7 METAL FRAME CANOPY
 - 8 HOLLOW METAL DOOR WITH TRANSOM ABOVE
 - 9 METAL FRAME STAIR ASSEMBLY
 - 10 HOLLOW METAL DOOR

1
ELEVATION
53-A-20001 SCALE: 1/8" = 1'-0"



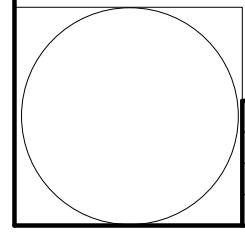
3
ELEVATION

2
ELEVATION
53-A-20001 SCALE: 1/8" = 1'-0"



KEY PLAN
NTS

60% DESIGN - NOT FOR CONSTRUCTION



DSGN	D MOOSMAN	NO.	DATE	REVISION	BY	APVD
DR	R ROEPKE					
CHK	C HAGERMAN					
APVD	J MCGRAW					

VERIFY SCALE
BAR IS ONE INCH ON ORIGINAL DRAWING.
IF NOT ONE INCH ON THIS SHEET, ADJUST SCALES ACCORDINGLY.



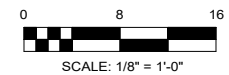
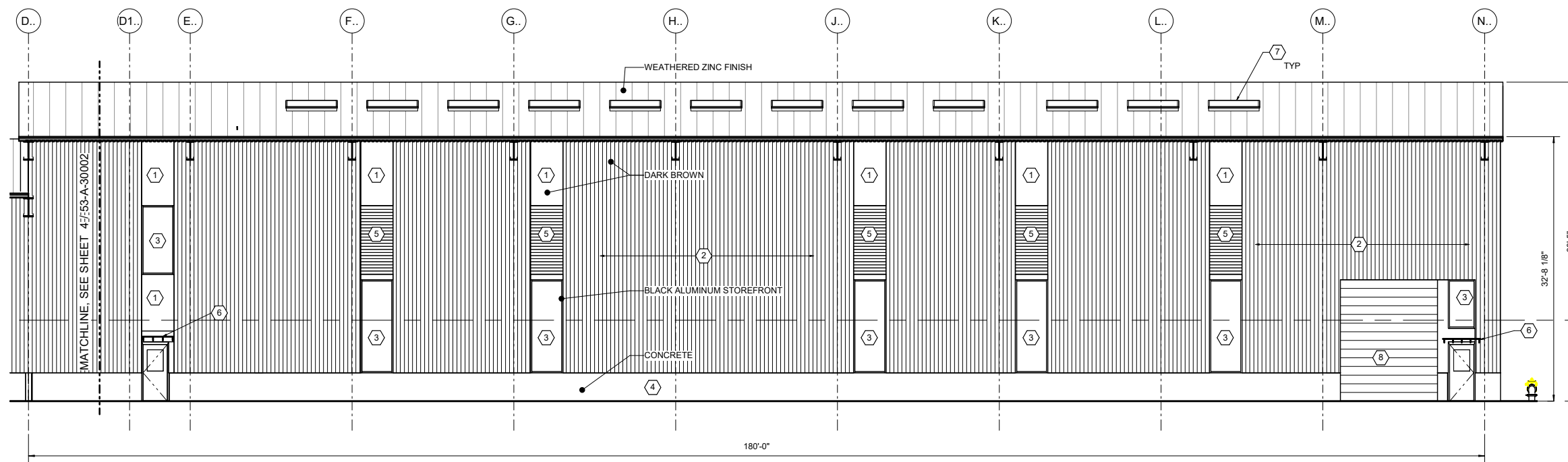
Willamette Water Supply
Our Reliable Water
WILLAMETTE WATER SUPPLY PROGRAM
WATER TREATMENT PLANT_1.0

CDM Smith
1220 SW Morrison Street, Suite 200
Portland, OR 97205
Tel: (503) 232-1800

RAW WATER METERING AND FINISHED WATER PUMP STATION
ARCHITECTURAL
BUILDING ELEVATIONS 1

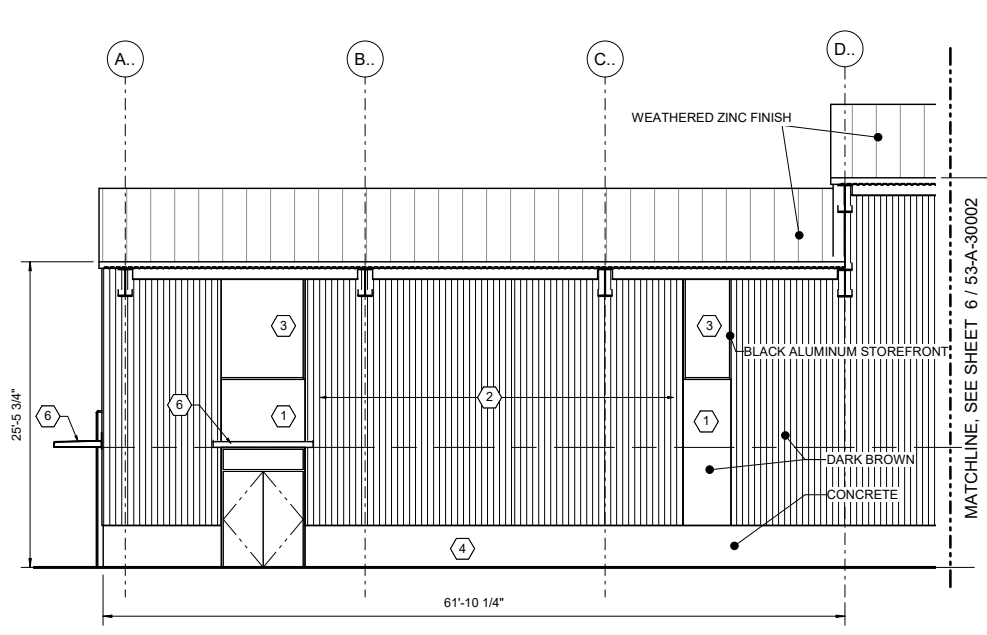
SHEET	DWG 53-A-30001
DATE	AUG 2020
PROJ	WTP_1.0

FOR LAND USE PERMITTING (EXHIBIT B)

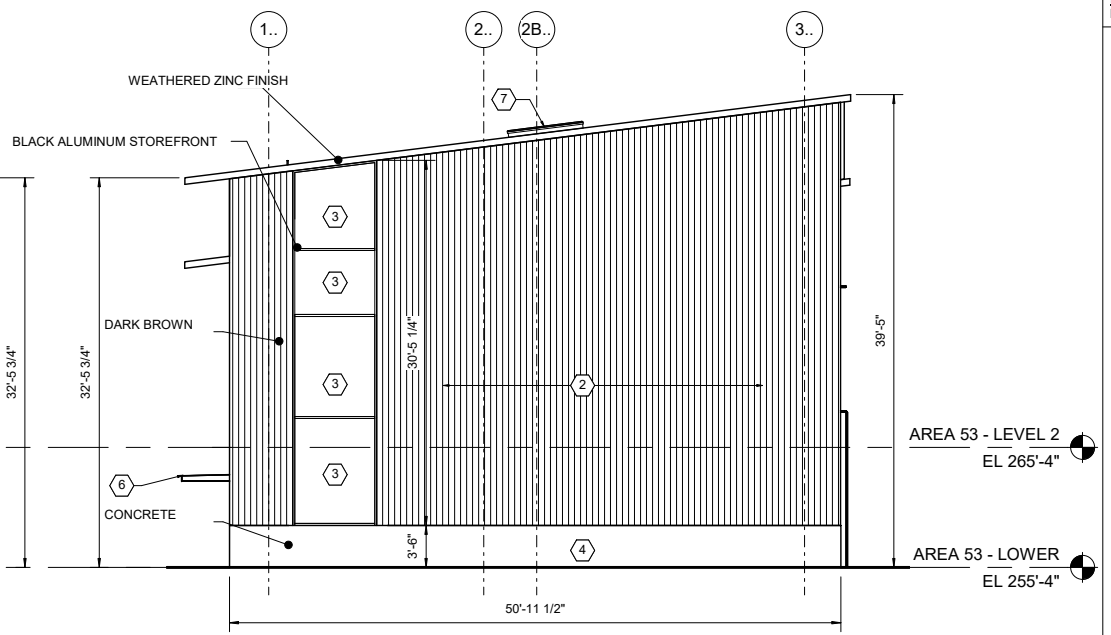


- KEYNOTES**
- 1 METAL PANEL SIDING
 - 2 BOXRIB METAL SIDING
 - 3 ALUM STOREFRONT WINDOW
 - 4 CONCRETE WALL (CAST-IN-PLACE)
 - 5 METAL LOUVER
 - 6 METAL FRAME CANOPY
 - 7 REMOVABLE SKYLIGHT
 - 8 OVERHEAD COILING DOOR

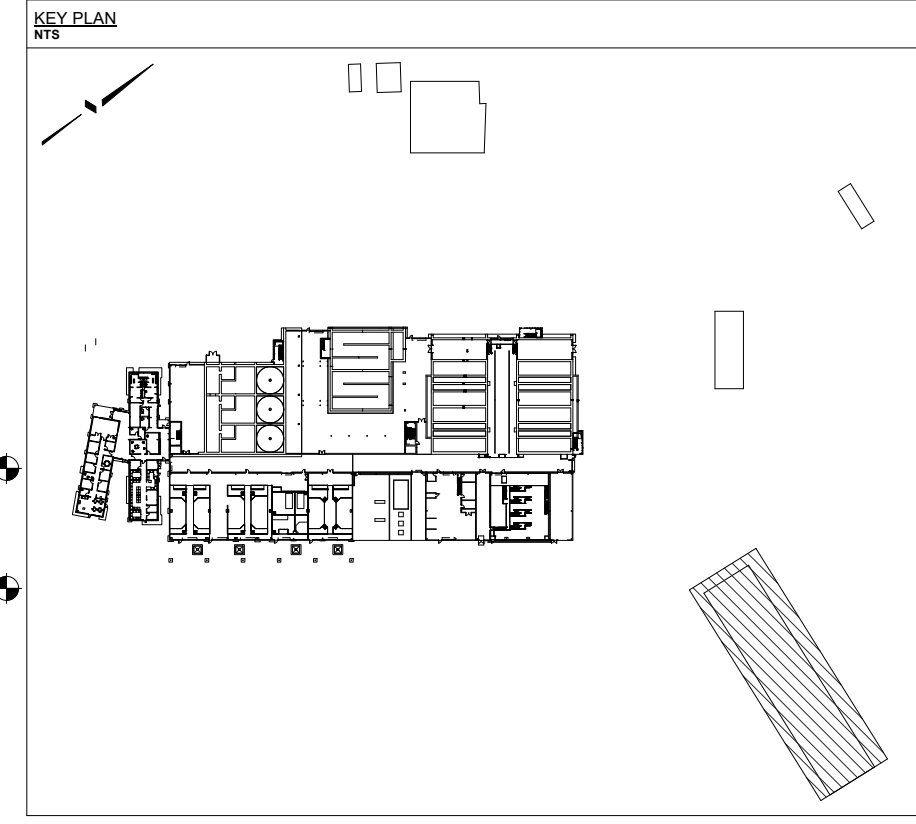
RAW WATER AND FINISHED WATER PUMPSTATION SOUTH 2
ELEVATION
 6
 53-A-20001 SCALE: 1/8" = 1'-0"



RAW WATER AND FINISHED WATER PUMPSTATION SOUTH 1
ELEVATION
 4
 53-A-20001 SCALE: 1/8" = 1'-0"



RAW WATER AND FINISHED WATER PUMPSTATION EAST
ELEVATION
 5
 53-A-20001 SCALE: 1/8" = 1'-0"



60% DESIGN - NOT FOR CONSTRUCTION

SHEET B-097: BUILDING ELEVATION 19

DSGN	D MOOSMAN				
DR	R ROEPKE				
CHK	C HAGERMAN				
APVD	J MCGRAW	NO.	DATE	REVISION	BY
					APVD

VERIFY SCALE
 BAR IS ONE INCH ON ORIGINAL DRAWING.
 IF NOT ONE INCH ON THIS SHEET, ADJUST SCALES ACCORDINGLY.



Willamette Water Supply
Our Reliable Water
 WILLAMETTE WATER SUPPLY PROGRAM
 WATER TREATMENT PLANT_1.0

CDM Smith
 1220 SW Morrison Street, Suite 200
 Portland, OR 97205
 Tel: (503) 232-1800

RAW WATER METERING AND FINISHED WATER PUMP STATION
 ARCHITECTURAL
 BUILDING ELEVATIONS 2

SHEET	DWG	53-A-30002
DATE	AUG 2020	
PROJ	WTP_1.0	